



NORMANTON

Park 鑫悦府

INTERACTIVE FLOOR PLANS

Main Page

1 Bedroom

Interactive Floor Plans

2 Bedroom

Drone Views

3 Bedroom

Cross Section of Development

4 Bedroom

5 Bedroom

Building Distance

Terrace

Commercial



1 Bedroom

2 Bedroom

3 Bedroom

4 Bedroom

5 Bedroom

Terrace

Commercial

Main Page

OrangeTee.



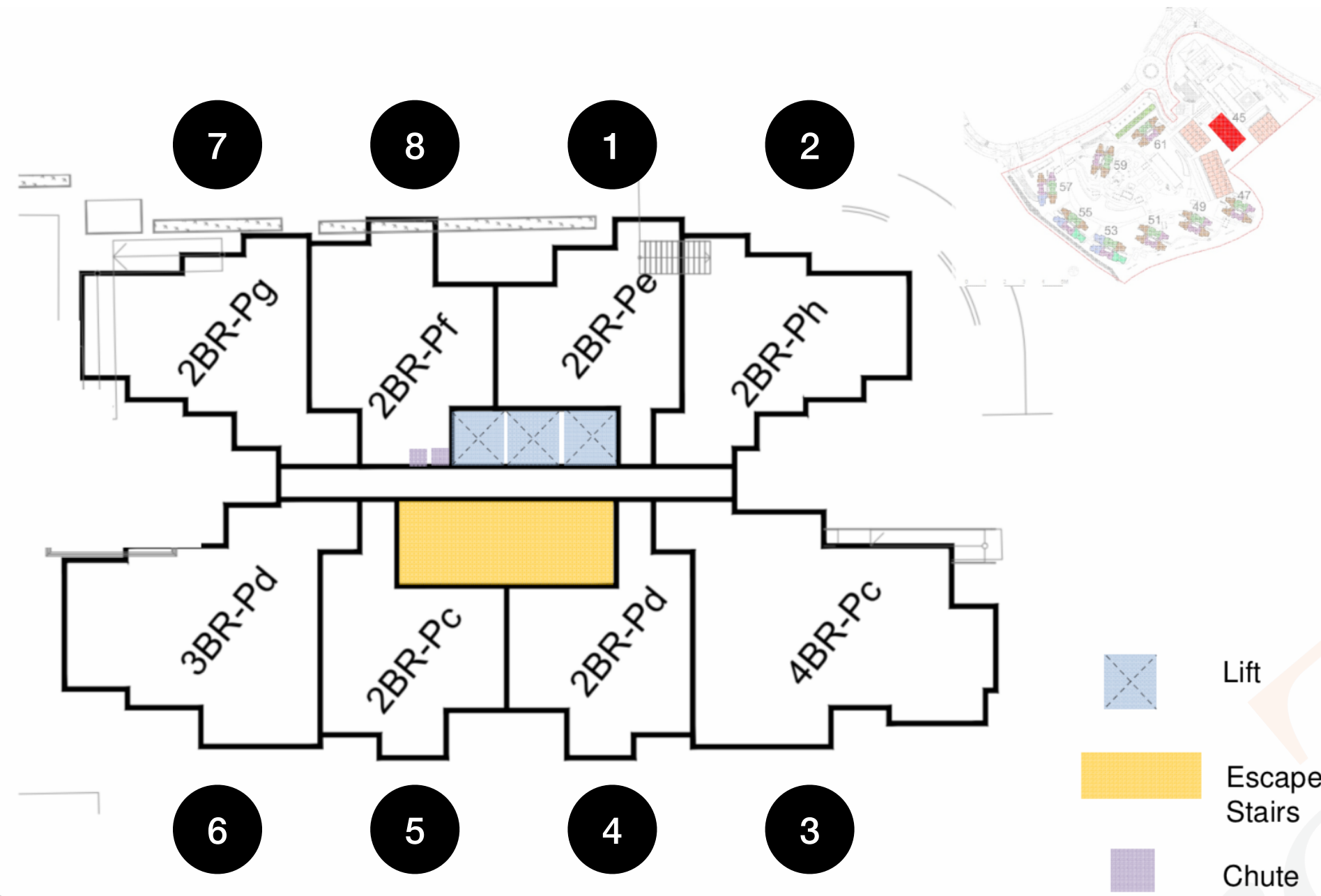
Previous



Next

BLK 45

Stack 7	Stack 8	Stack 1	Stack 2
2BR-Pg-PH 893 sqft	2BR-Pf-PH 753 sqft	2BR-Pe-PH 818 sqft	2BR-Ph-PH 882 sqft
2BR-Pg 775 sqft	2BR-Pf 657 sqft	2BR-Pe 689 sqft	2BR-Ph 764 sqft



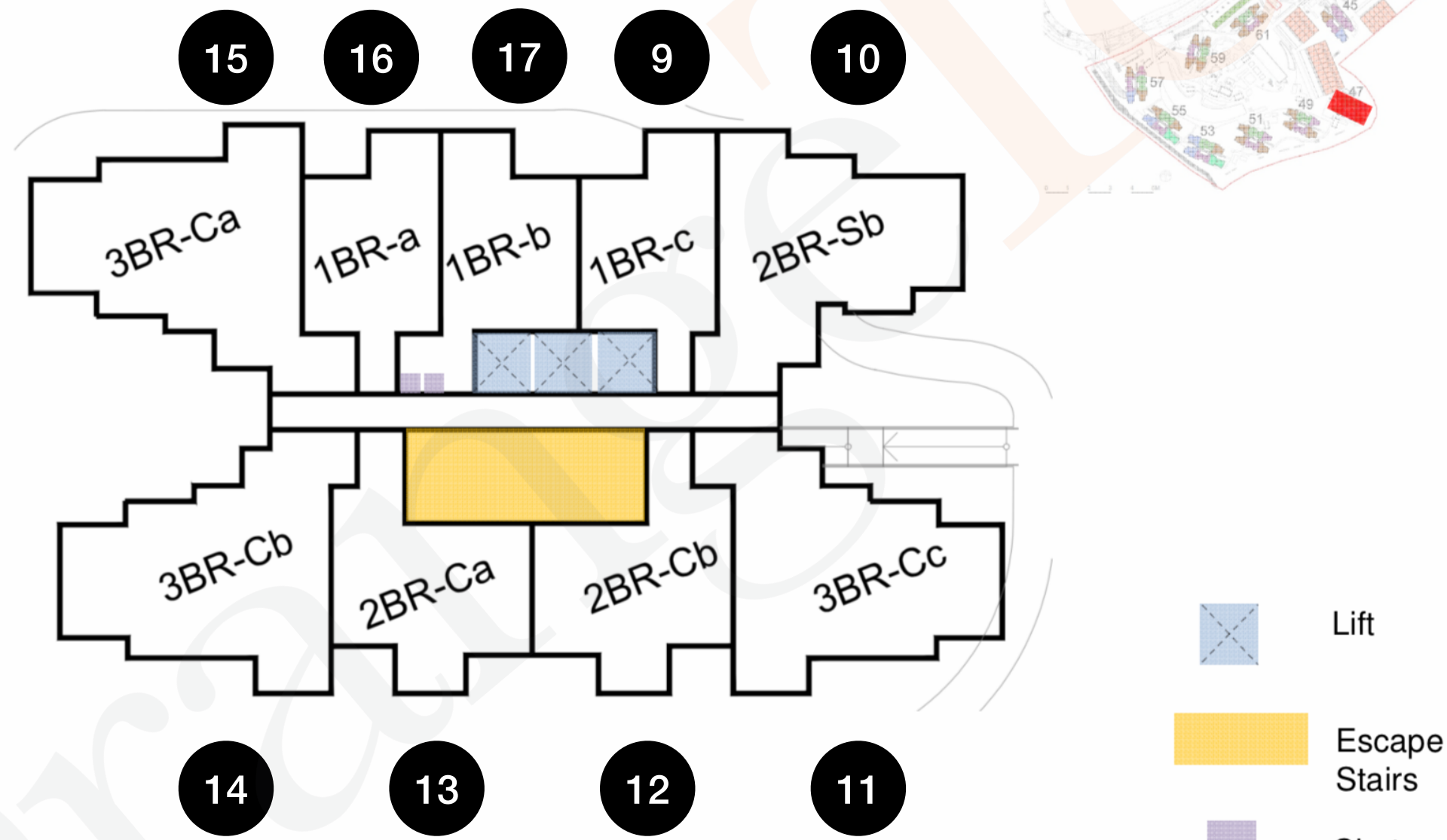
Blk 45

Stack 6	Stack 5	Stack 4	Stack 3
3BR-Pd-PH 1,227 sqft	2BR-Pc-PH 861 sqft	2BR-Pd-PH 861 sqft	4BR-Pc-PH 1,453 sqft
3BR-Pd 1,087 sqft	2BR-Pc 721 sqft	2BR-Pd 721 sqft	4BR-Pc 1,313 sqft

- [1 Bedroom](#)
- [2 Bedroom](#)
- [3 Bedroom](#)
- [4 Bedroom](#)
- [5 Bedroom](#)
- [Terrace](#)
- [Commercial](#)
- [Main Page](#)

BLK 47

Stack 15	Stack 16	Stack 17	Stack 9	Stack 10
3BR-Ca-PH 1,108 sqft	1BR-a-PH 646 sqft	1BR-b-PH 646 sqft	1BR-c-PH 646 sqft	2BR-Sb-PH 947 sqft
3BR-Ca 969 sqft	1BR-a 527 sqft	1BR-b 527 sqft	1BR-c 517 sqft	2BR-Sb 829 sqft

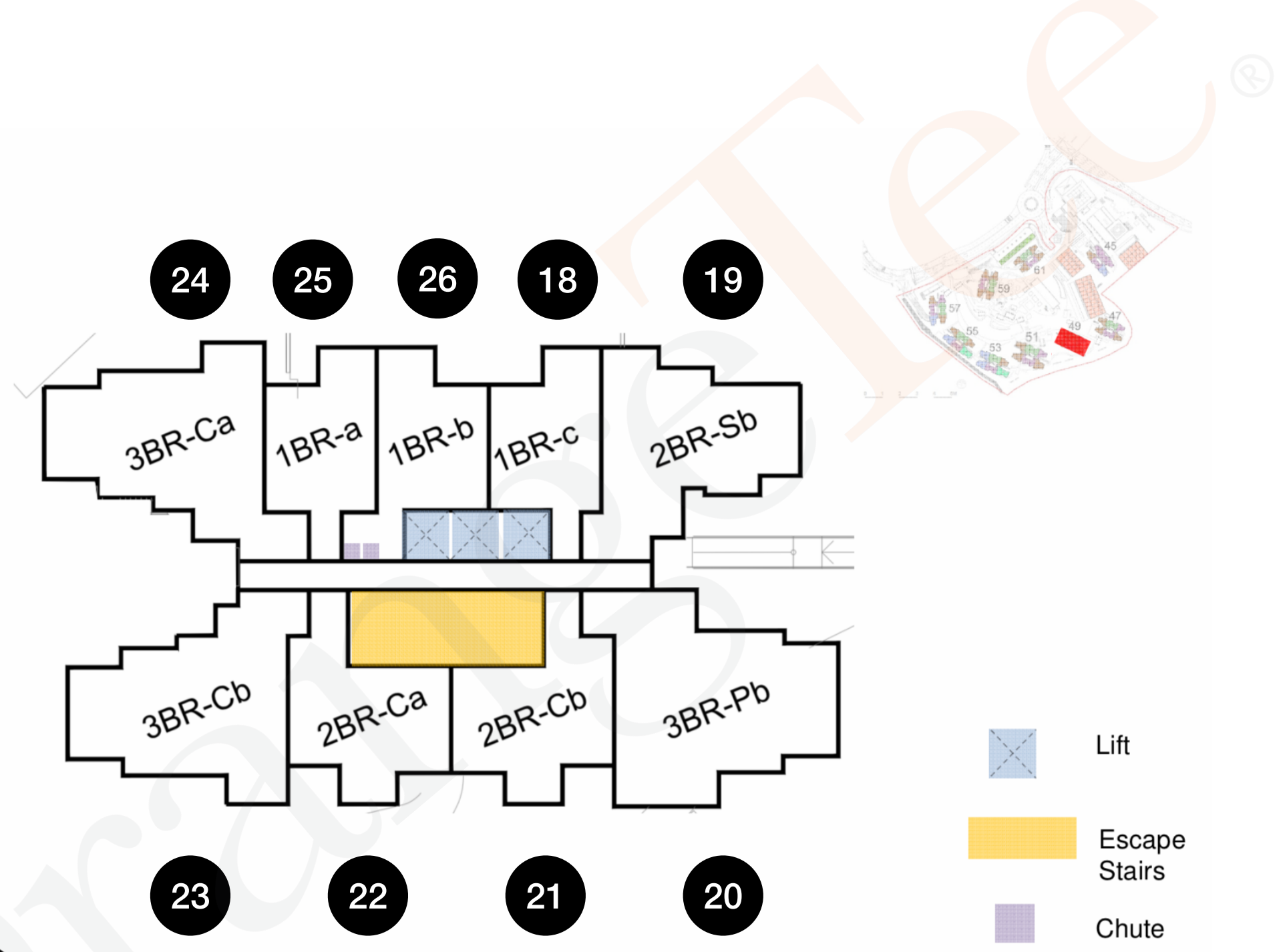


Stack 14	Stack 13	Stack 12	Stack 11
3BR-Cb-PH 1,065 sqft	2BR-Ca-PH 785 sqft	2BR-Cb-PH 796 sqft	3BR-Cc-PH 1,054 sqft
3BR-Cb 936 sqft	2BR-Ca 657 sqft	2BR-Cb 667 sqft	3BR-Cc 936 sqft

- 1 Bedroom
- 2 Bedroom
- 3 Bedroom
- 4 Bedroom
- 5 Bedroom
- Terrace
- Commercial
- Main Page

BLK 49

Stack 24	Stack 25	Stack 26	Stack 18	Stack 19
3BR-Ca-PH 1,108 sqft	1BR-a-PH 646 sqft	1BR-b-PH 646 sqft	1BR-c-PH 646 sqft	2BR-Sb-PH 947 sqft
3BR-Ca 969 sqft	1BR-a 527 sqft	1BR-b 527 sqft	1BR-c 517 sqft	2BR-Sb 829 sqft



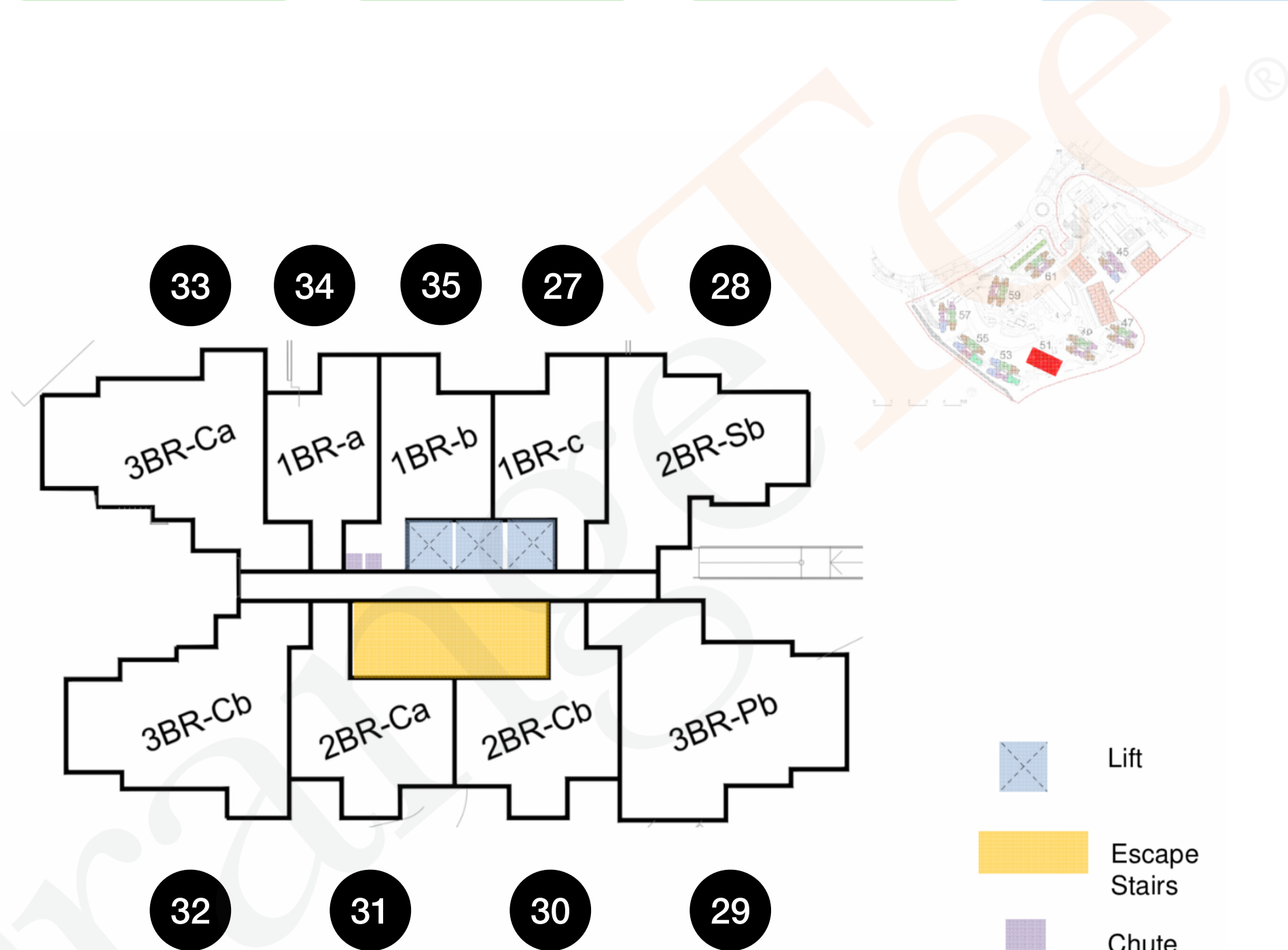
Blk 49 & Blk 51

Stack 23	Stack 22	Stack 21	Stack 20
3BR-Cb-PH 1,065 sqft	2BR-Ca-PH 785 sqft	2BR-Cb-PH 796 sqft	3BR-Pb-PH 1,237 sqft
3BR-Cb 936 sqft	2BR-Ca 657 sqft	2BR-Cb 667 sqft	3BR-Pb 1,098 sqft

- 1 Bedroom
- 2 Bedroom
- 3 Bedroom
- 4 Bedroom
- 5 Bedroom
- Terrace
- Commercial
- Main Page

BLK 51

Stack 33	Stack 34	Stack 35	Stack 27	Stack 28
3BR-Ca-PH 1,108 sqft	1BR-a-PH 646 sqft	1BR-b-PH 646 sqft	1BR-c-PH 646 sqft	2BR-Sb-PH 947 sqft
3BR-Ca 968 sqft	1BR-a 527 sqft	1BR-b 527 sqft	1BR-c 517 sqft	2BR-Sb 829 sqft



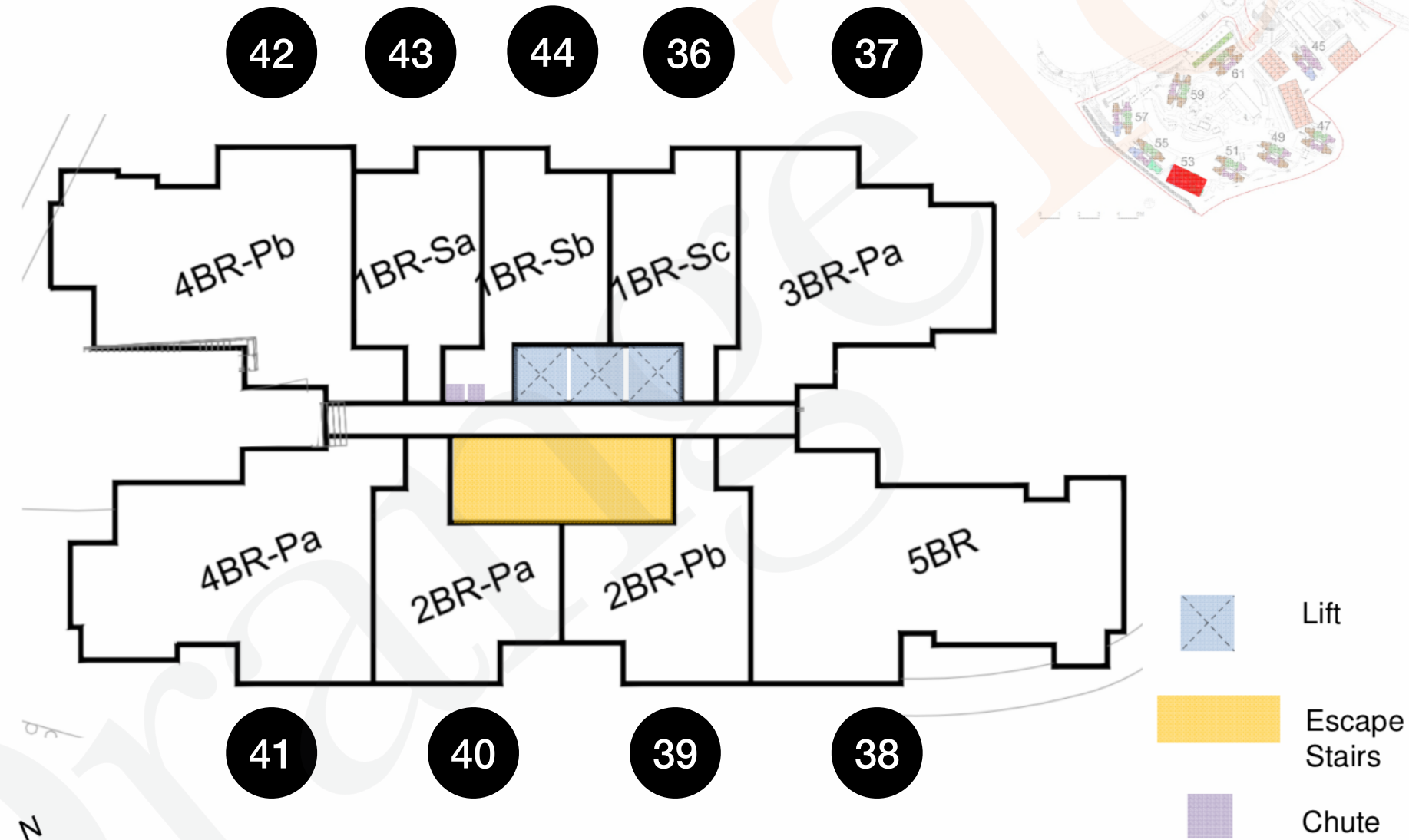
Blk 49 & Blk 51

Stack 32	Stack 31	Stack 30	Stack 29
3BR-Cb-PH 1,065 sqft	2BR-Ca-PH 785 sqft	2BR-Cb-PH 796 sqft	3BR-Pb-PH 1,237 sqft
3BR-Cb 936 sqft	2BR-Ca 657 sqft	2BR-Cb 667 sqft	3BR-Pb 1,098 sqft

- 1 Bedroom
- 2 Bedroom
- 3 Bedroom
- 4 Bedroom
- 5 Bedroom
- Terrace
- Commercial
- Main Page

BLK 53

Stack 42	Stack 43	Stack 44	Stack 36	Stack 37
4BR-Pb-PH 1,496 sqft	1BR-Sa-PH 689 sqft	1BR-Sb-PH 699 sqft	1BR-Sc-PH 678 sqft	3BR-Pa-PH 1,248 sqft
4BR-Pb 1,335 sqft	1BR-Sa 570 sqft	1BR-Sb 581 sqft	1BR-Sc 560 sqft	3BR-Pa 1,087 sqft



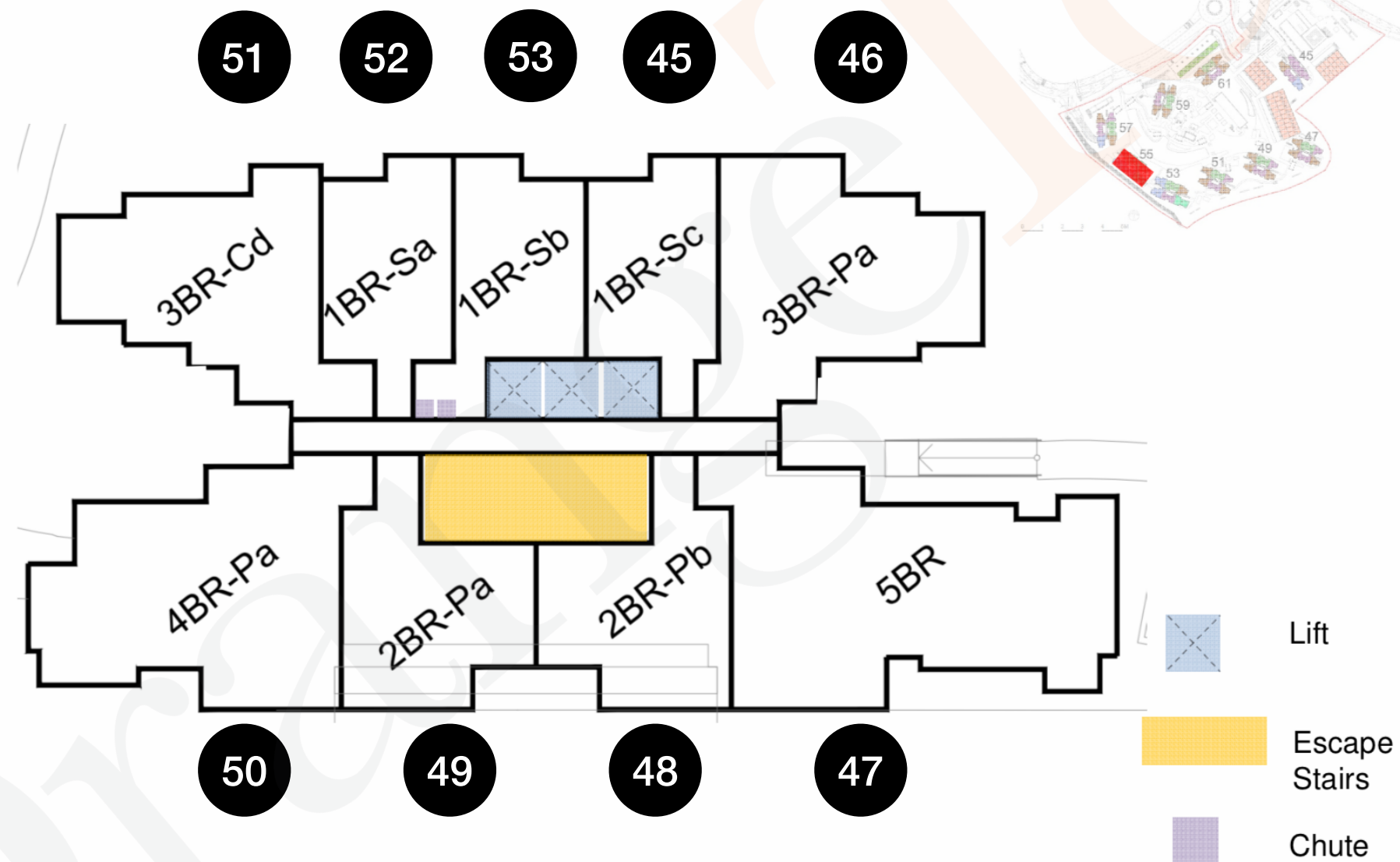
Blk 53

Stack 41	Stack 40	Stack 39	Stack 38
4BR-Pa-PH 1,474 sqft	2BR-Pa-PH 872 sqft	2BR-Pb-PH 861 sqft	5BR-PH 1,797 sqft
4BR-Pa 1,313 sqft	2BR-Pa 732 sqft	2BR-Pb 732 sqft	5BR 1,615 sqft

- [1 Bedroom](#)
- [2 Bedroom](#)
- [3 Bedroom](#)
- [4 Bedroom](#)
- [5 Bedroom](#)
- [Terrace](#)
- [Commercial](#)
- [Main Page](#)

BLK 55

Stack 51	Stack 52	Stack 53	Stack 45	Stack 46
3BR-Cd-PH 1,087 sqft	1BR-Sa-PH 689 sqft	1BR-Sb-PH 699 sqft	1BR-Sc-PH 678 sqft	3BR-Pa-PH 1,237 sqft
3BR-Cd 958 sqft	1BR-Sa 570 sqft	1BR-Sb 581 sqft	1BR-Sc 560 sqft	3BR-Pa 1,087 sqft

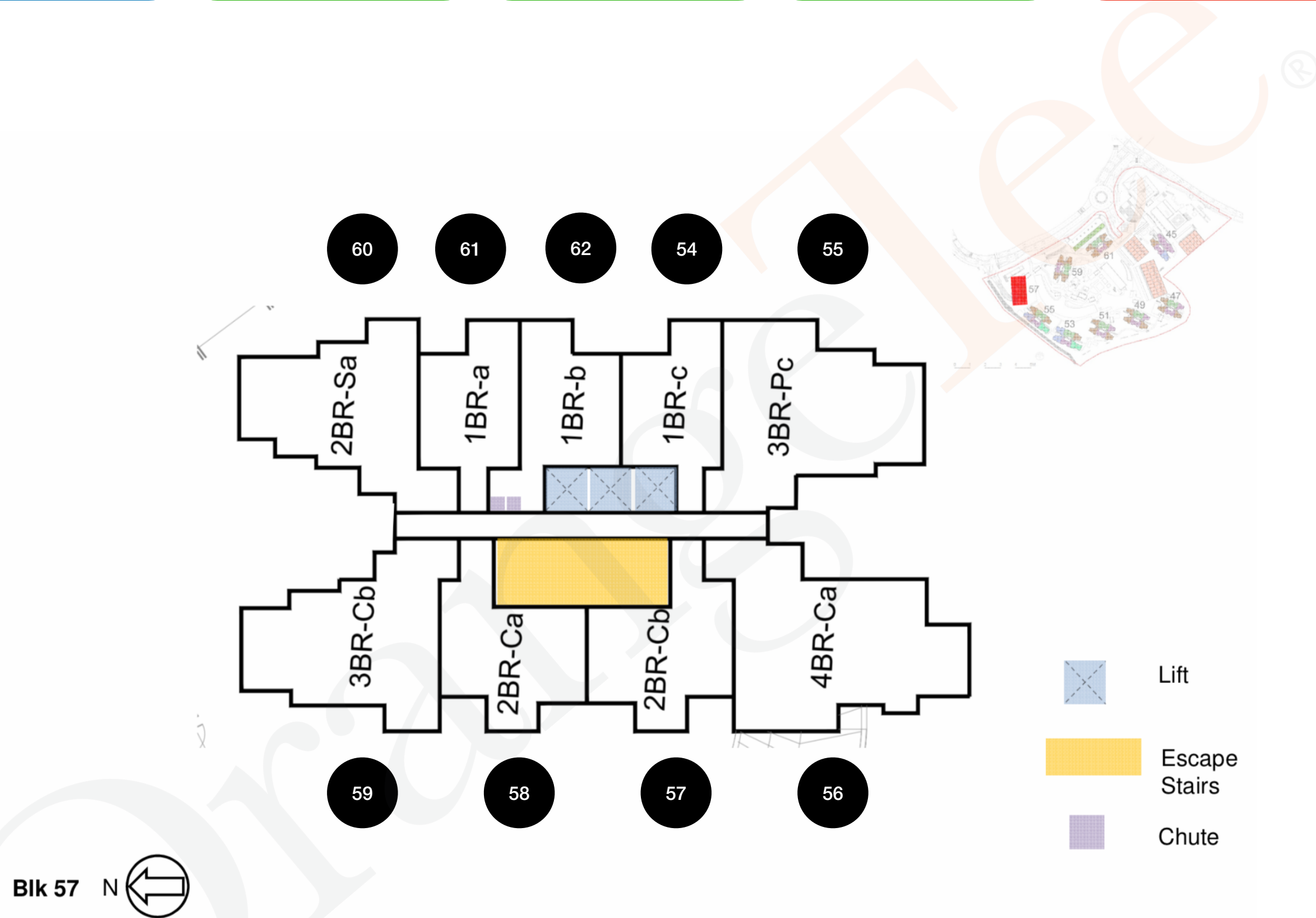


Stack 50	Stack 49	Stack 48	Stack 47
4BR-Pa-PH 1,474 sqft	2BR-Pa-PH 861 sqft	2BR-Pb-PH 850 sqft	5BR-PH 1,797 sqft
4BR-Pa 1,313 sqft	2BR-Pa 732 sqft	2BR-Pb 732 sqft	5BR 1,615 sqft

- [1 Bedroom](#)
- [2 Bedroom](#)
- [3 Bedroom](#)
- [4 Bedroom](#)
- [5 Bedroom](#)
- [Terrace](#)
- [Commercial](#)
- [Main Page](#)

BLK 57

Stack 60	Stack 61	Stack 62	Stack 54	Stack 55
2BR-Sa-PH 979 sqft	1BR-a-PH 656 sqft	1BR-b-PH 656 sqft	1BR-c-PH 656 sqft	3BR-Pc-PH 1,237 sqft
2BR-Sa 850 sqft	1BR-a 527 sqft	1BR-b 527 sqft	1BR-c 517 sqft	3BR-Pc 1,065 sqft

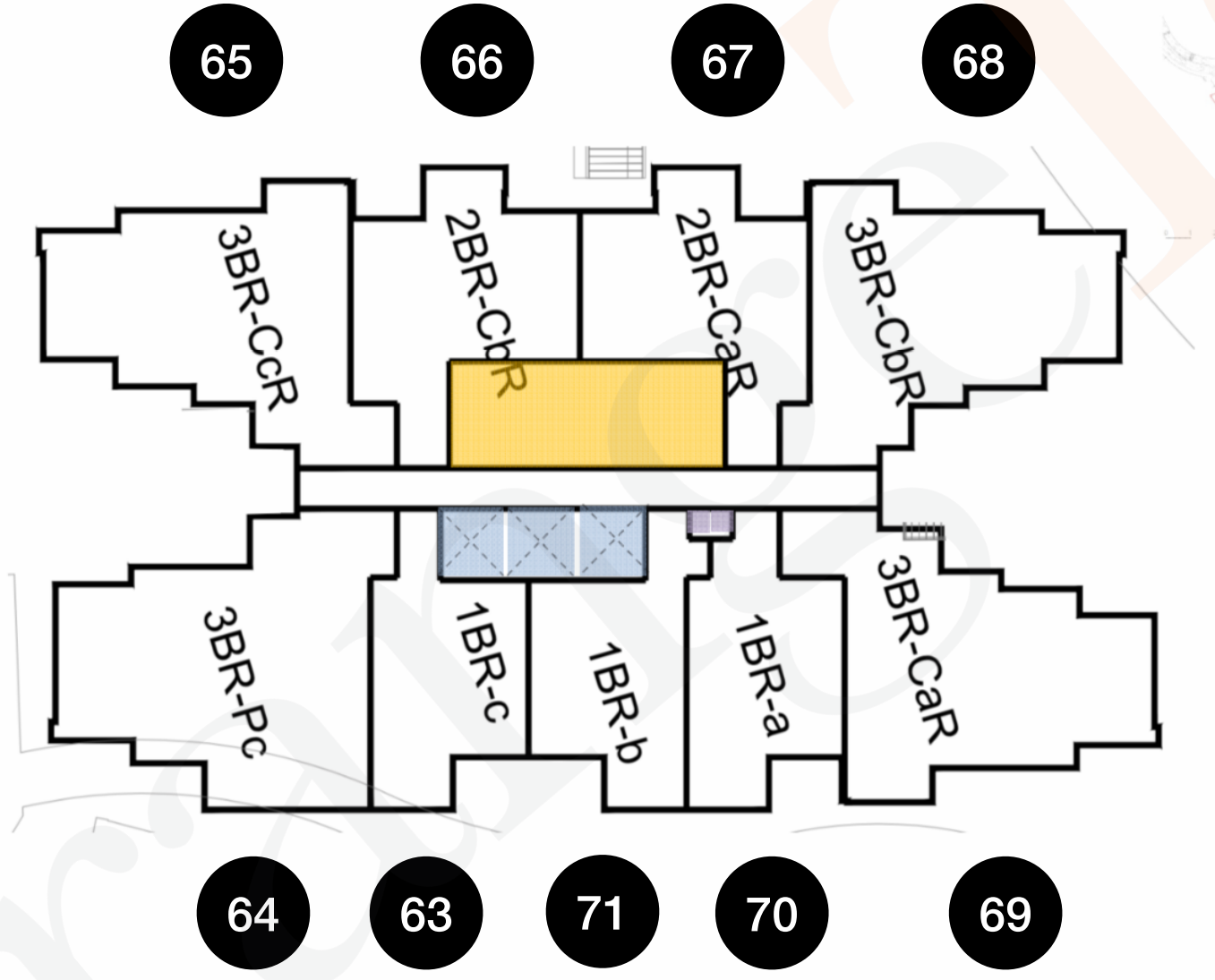


Stack 59	Stack 58	Stack 57	Stack 56
3BR-Cb-PH 1,065 sqft	2BR-Ca-PH 785 sqft	2BR-Cb-PH 796 sqft	4BR-Ca-PH 1,345 sqft
3BR-Cb 936 sqft	2BR-Ca 657 sqft	2BR-Cb 667 sqft	4BR-Ca 1,195 sqft

- [1 Bedroom](#)
- [2 Bedroom](#)
- [3 Bedroom](#)
- [4 Bedroom](#)
- [5 Bedroom](#)
- [Terrace](#)
- [Commercial](#)
- [Main Page](#)

BLK 59

Stack 65	Stack 66	Stack 67	Stack 68
3BR-CcR-PH	2BR-CbR-PH	2BR-CaR-PH	3BR-CbR-PH
3BR-CcR 915 sqft	2BR-CbR 646 sqft	2BR-CaR 635 sqft	3BR-CbR 904 sqft

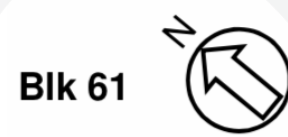
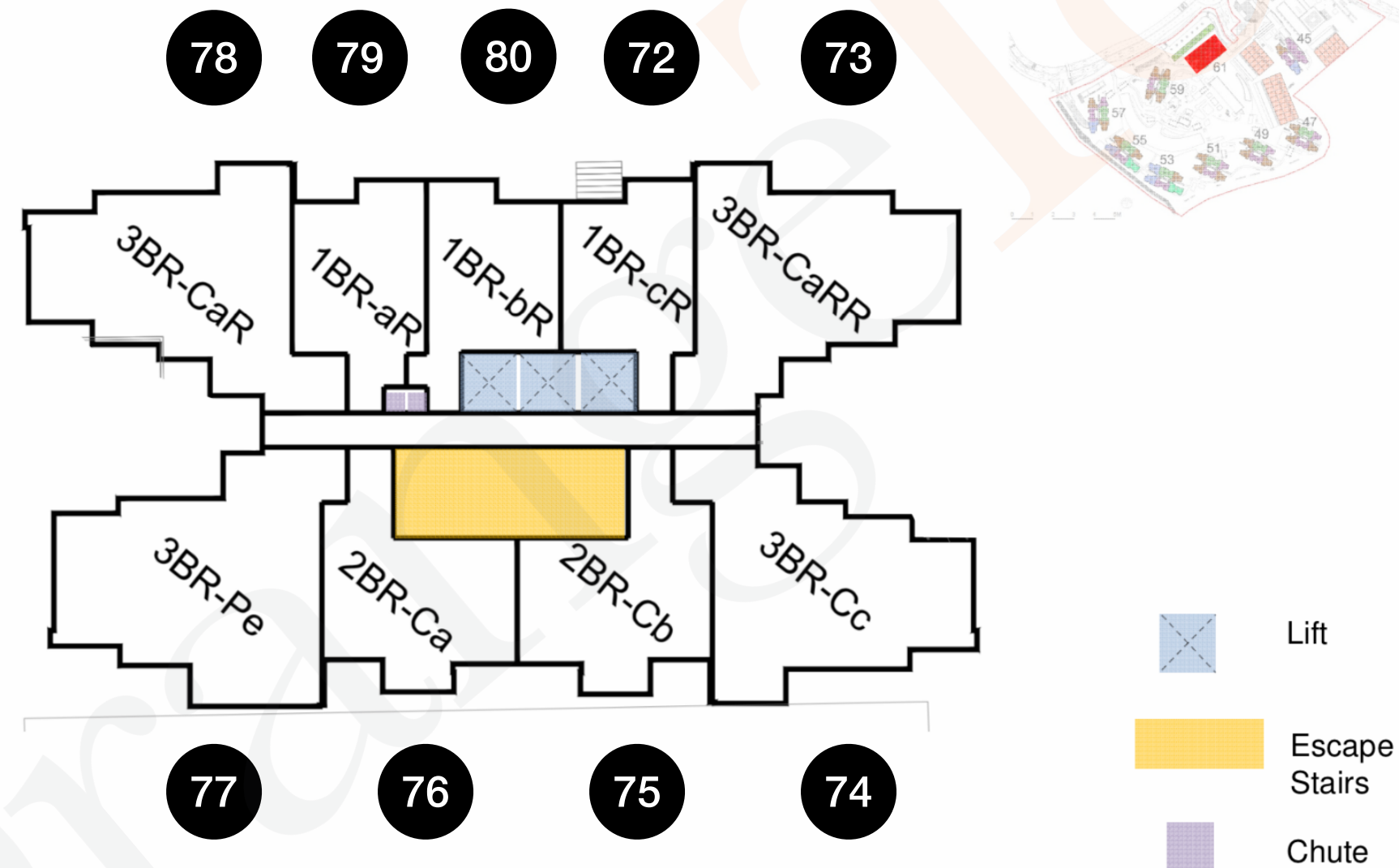


Stack 64	Stack 63	Stack 71	Stack 70	Stack 69
3BR-Pc-PH 1,237 sqft	1BR-c-PH 656 sqft	1BR-b-PH 646 sqft	1BR-a-PH 646 sqft	3BR-CaR-PH
3BR-Pc 1,066 sqft	1BR-c 517 sqft	1BR-b 527 sqft	1BR-a 527 sqft	3BR-CaR 947 sqft

- 1 Bedroom
- 2 Bedroom
- 3 Bedroom
- 4 Bedroom
- 5 Bedroom
- Terrace
- Commercial
- Main Page

BLK 61

Stack 78	Stack 79	Stack 80	Stack 72	Stack 73
3BR-CaR-PH 1,076 sqft	1BR-aR-PH 603 sqft	1BR-bR-PH 603 sqft	1BR-cR-PH 581 sqft	3BR-CaRR-PH 1,033 sqft
3BR-CaR 947 sqft	1BR-aR 495 sqft	1BR-bR 495 sqft	1BR-cR 484 sqft	3BR-CaRR 915 sqft

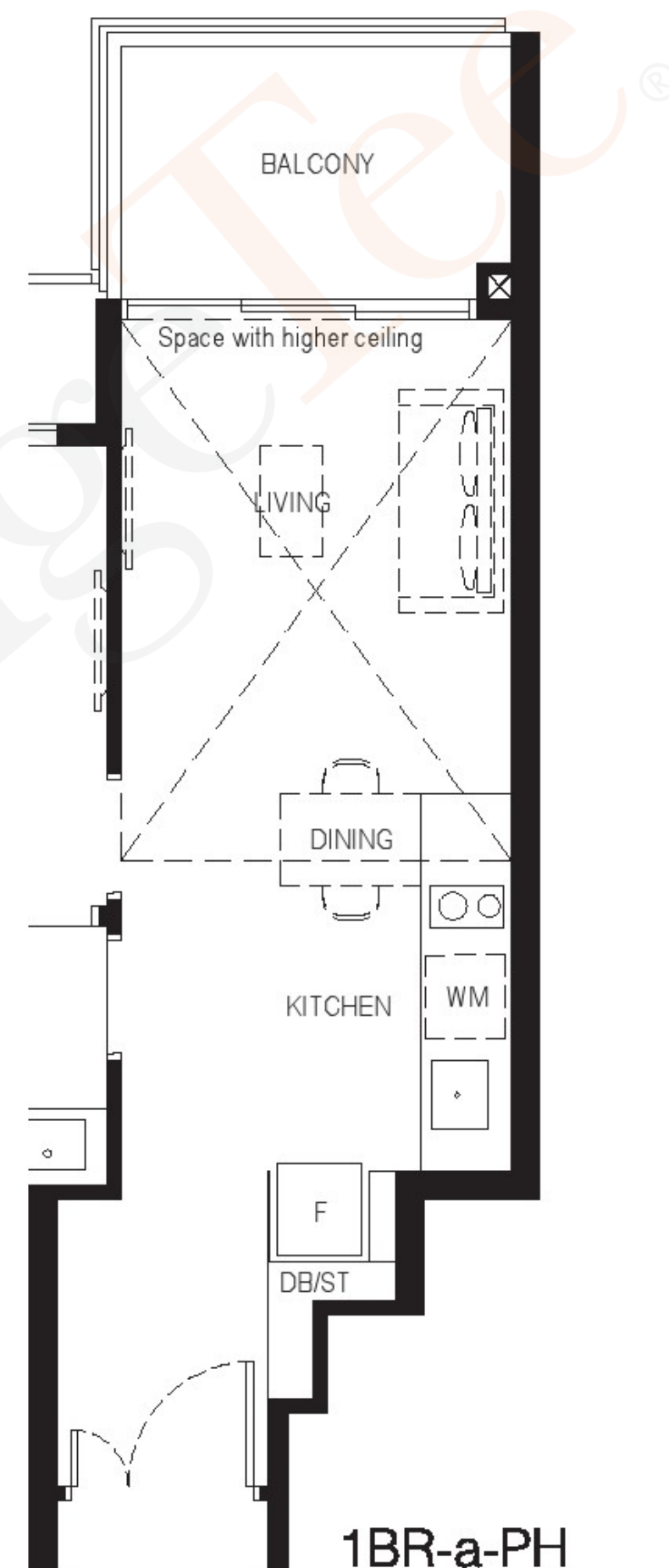


Stack 77	Stack 76	Stack 75	Stack 74
3BR-Pe-PH 1,227 sqft	2BR-Ca-PH 785 sqft	2BR-Cb-PH 796 sqft	3BR-Cc-PH 1,054 sqft
3BR-Pe 1,076 sqft	2BR-Ca 657 sqft	2BR-Cb 667 sqft	3BR-Cc 936 sqft

- 1 Bedroom
- 2 Bedroom
- 3 Bedroom
- 4 Bedroom
- 5 Bedroom
- Terrace
- Commercial
- Main Page

1 Bedroom

NORMANTON Park 鑫悦府



Type:
1BR-a-PH

Area:
60 sq m

Unit(s):
#24-16
#24-70

Area:
61 sq m

Unit:
#24-25
#24-34
#24-61

Type:
1BR-a

Area:
49 sq m

1 Bedroom

2 Bedroom

3 Bedroom

4 Bedroom

5 Bedroom

Terrace

Commercial

Main Page

OrangeTee



Previous



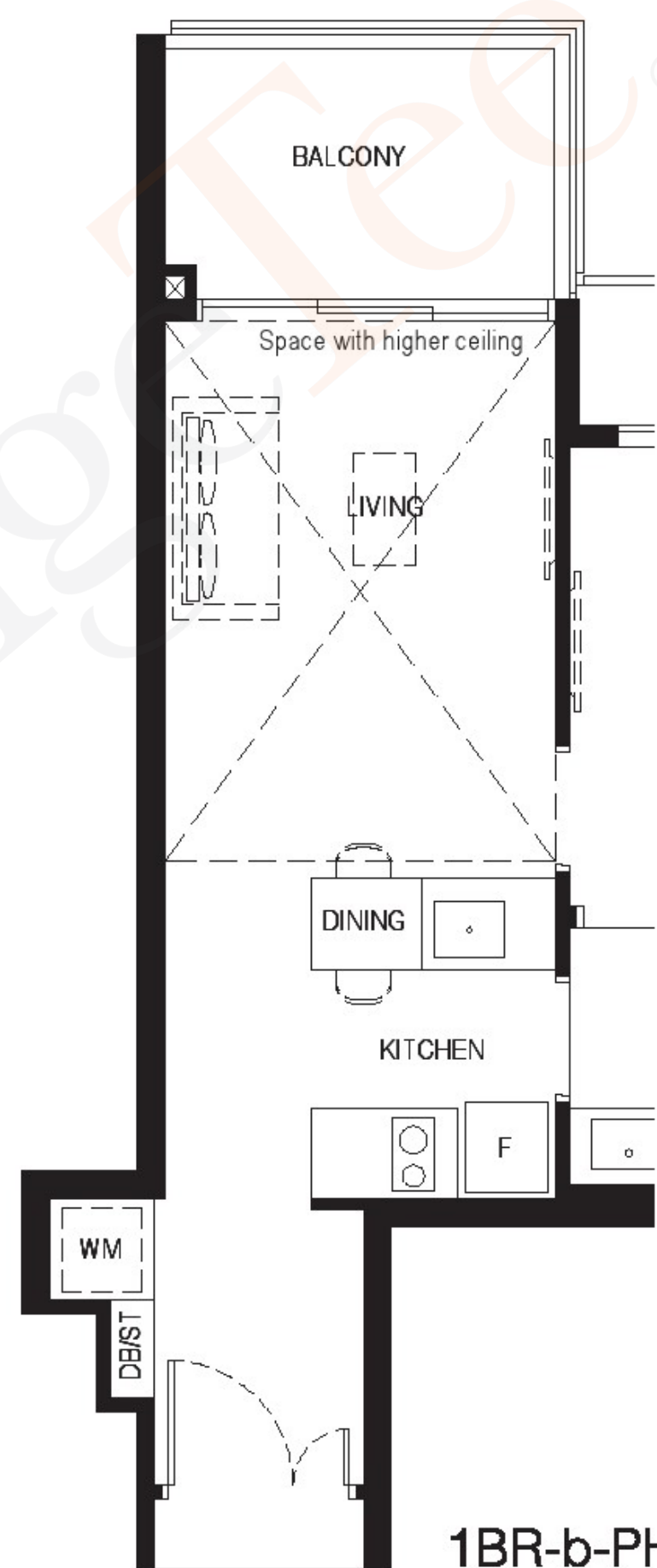
Next

↑ Bedroom

NORMANTON Park 鑫悦府



1BR-b



1BR-b-PH

Type:
1BR-b-PH

Area:
60 sq m

Unit(s):
#24-17
#24-71

Area:
61 sq m

Unit(s):
#24-26
#24-35
#24-62

Type:
1BR-b

Area:
49 sq m

1 Bedroom

2 Bedroom

3 Bedroom

4 Bedroom

5 Bedroom

Terrace

Commercial

Main Page

OrangeTee.



Previous



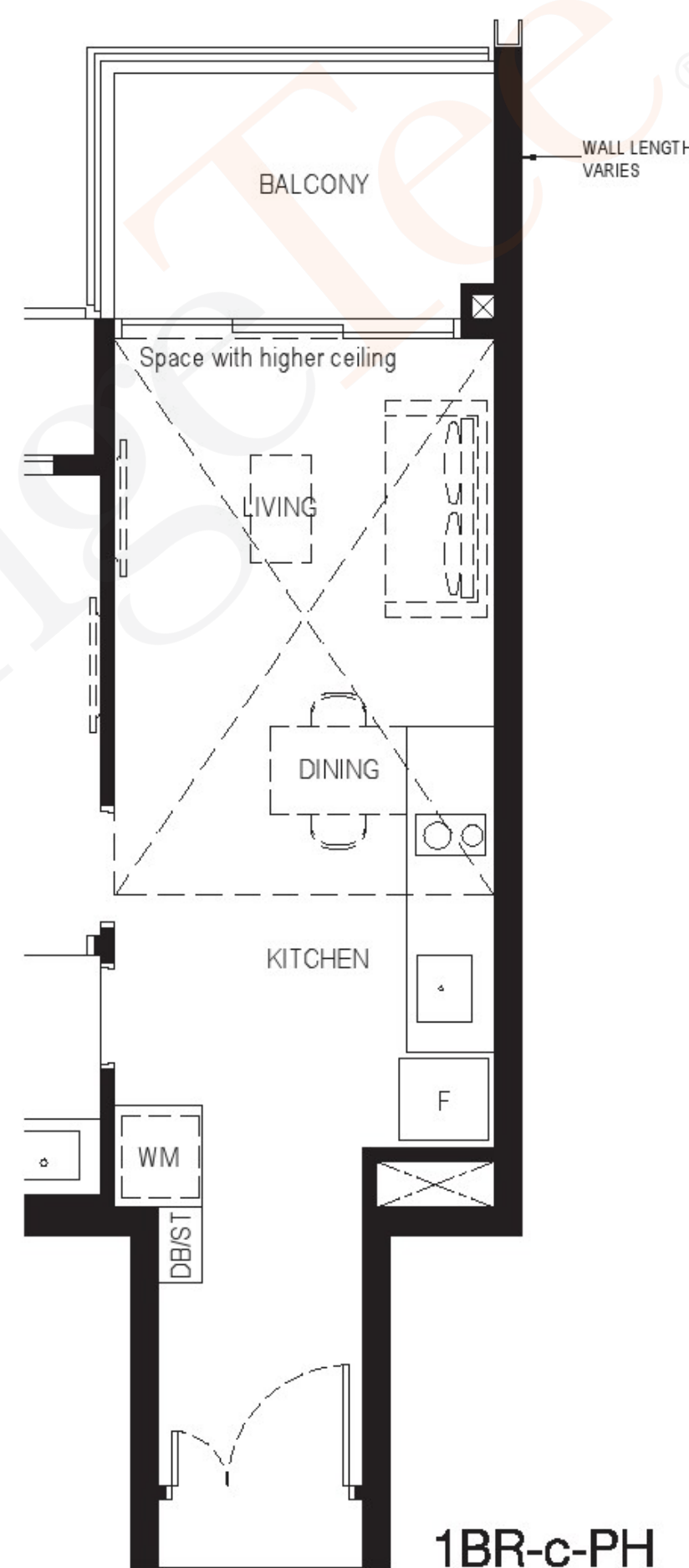
Next

1 Bedroom

NORMANTON *Park* 鑫悦府



1BR-c



1BR-c-PH

Type:
1BR-c-PH

Area:
60 sq m

Unit(s):
#24-09
#24-18
#24-27

Area:
61 sq m

Unit(s):
#24-54
#24-63

Type:
1BR-c

Area:
48 sq m

1 Bedroom

2 Bedroom

3 Bedroom

4 Bedroom

5 Bedroom

Terrace

Commercial

Main Page

OrangeTee.



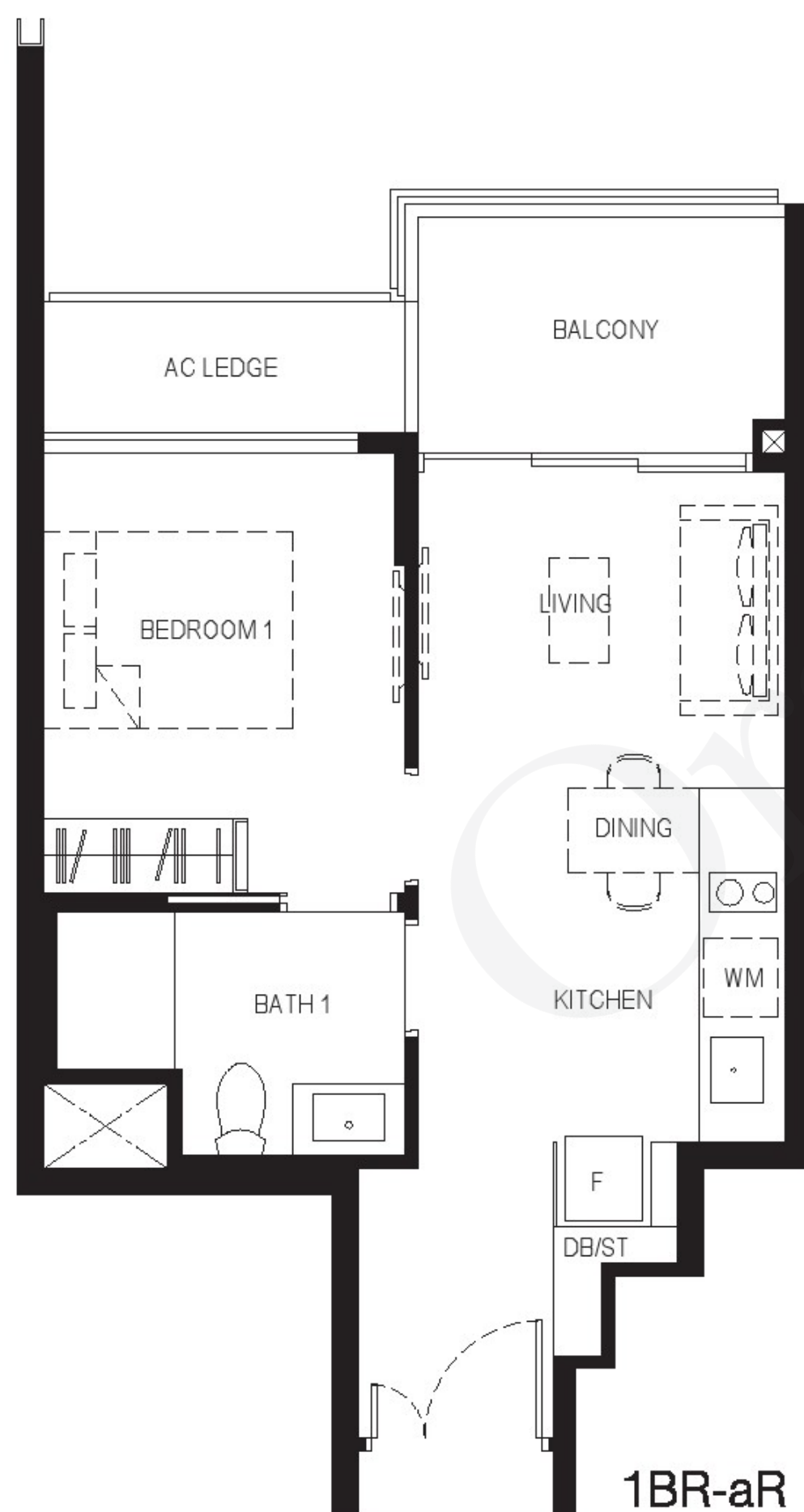
Previous



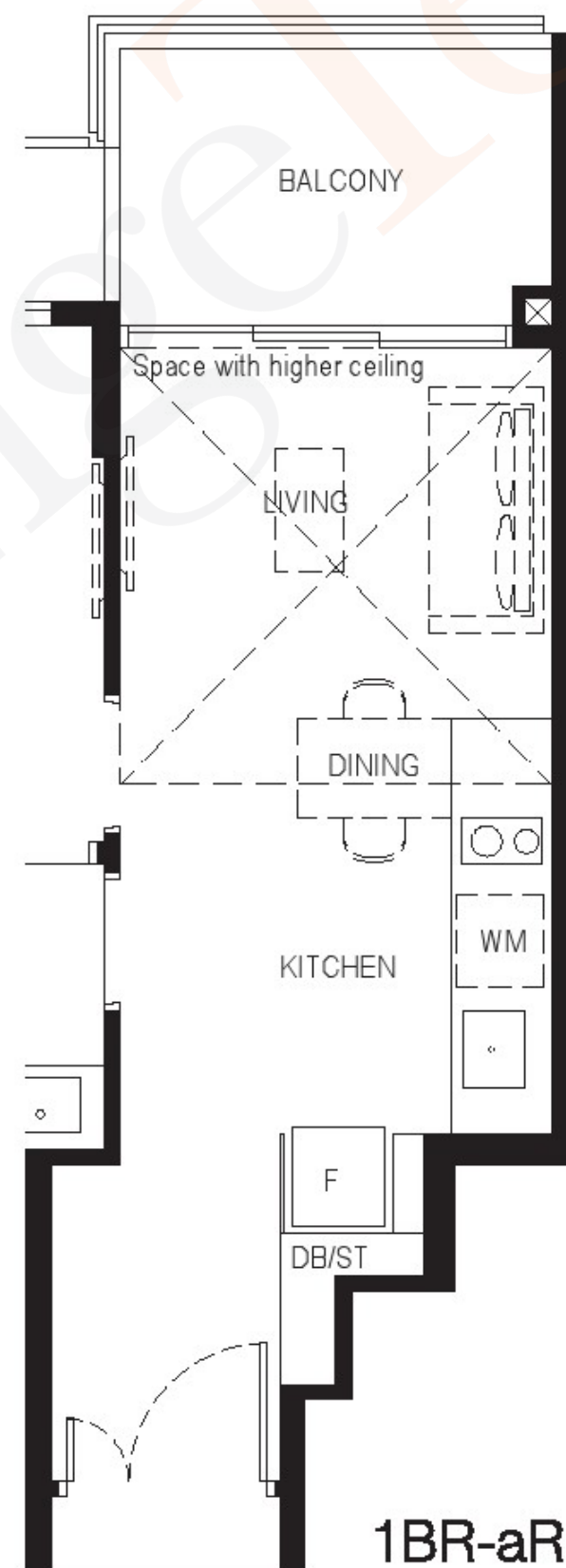
Next

1 Bedroom

NORMANTON *Park* 鑫悦府



1BR-aR



1BR-aR-PH

Type:
1BR-aR-PH

Area:
56 sq m

Unit(s):
#24-79

Type:
1BR-aR

Area:
46 sq m

Unit(s):
#02-79 to #23-79

1 Bedroom

2 Bedroom

3 Bedroom

4 Bedroom

5 Bedroom

Terrace

Commercial

Main Page

OrangeTee



Previous



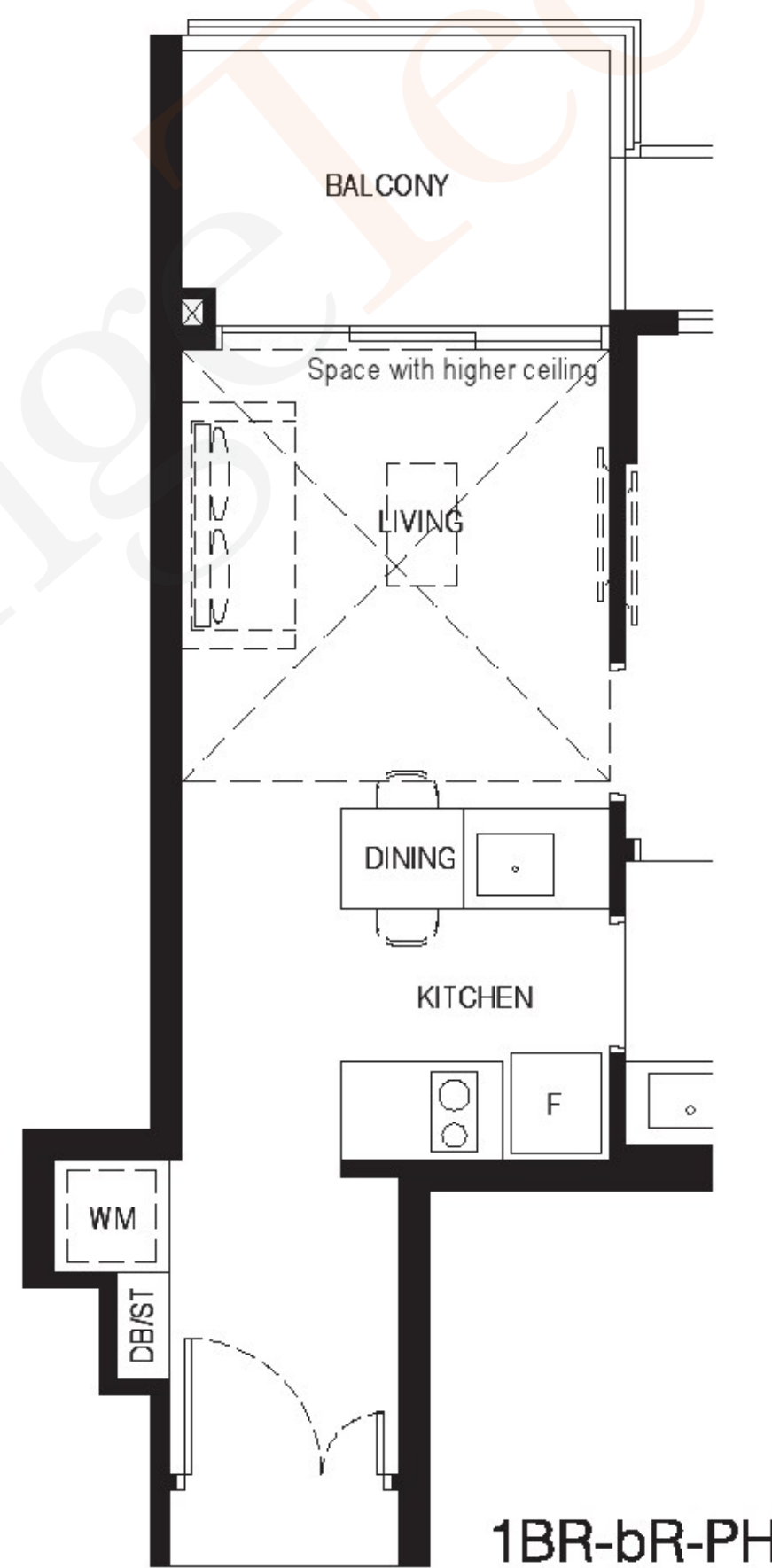
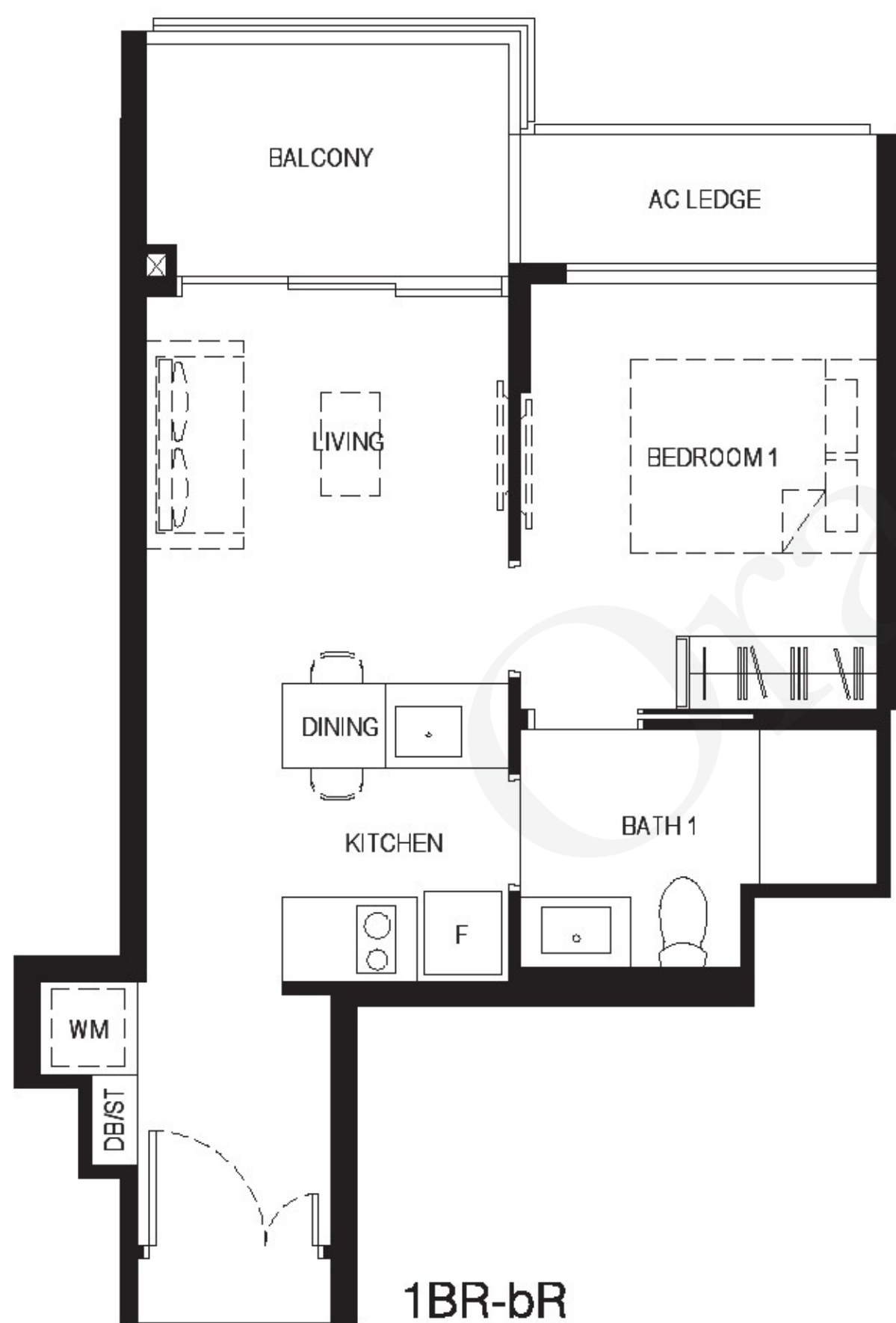
Next



Bedroom

NORMANTON

Park 鑫悦府



Type:
1BR-bR-PH

Area:
56 sq m

Unit(s):
#24-80

Type:
1BR-bR

Area:
46 sq m

Unit(s):
#02-80 to #23-80

1 Bedroom

2 Bedroom

3 Bedroom

4 Bedroom

5 Bedroom

Terrace

Commercial

Main Page

OrangeTee.



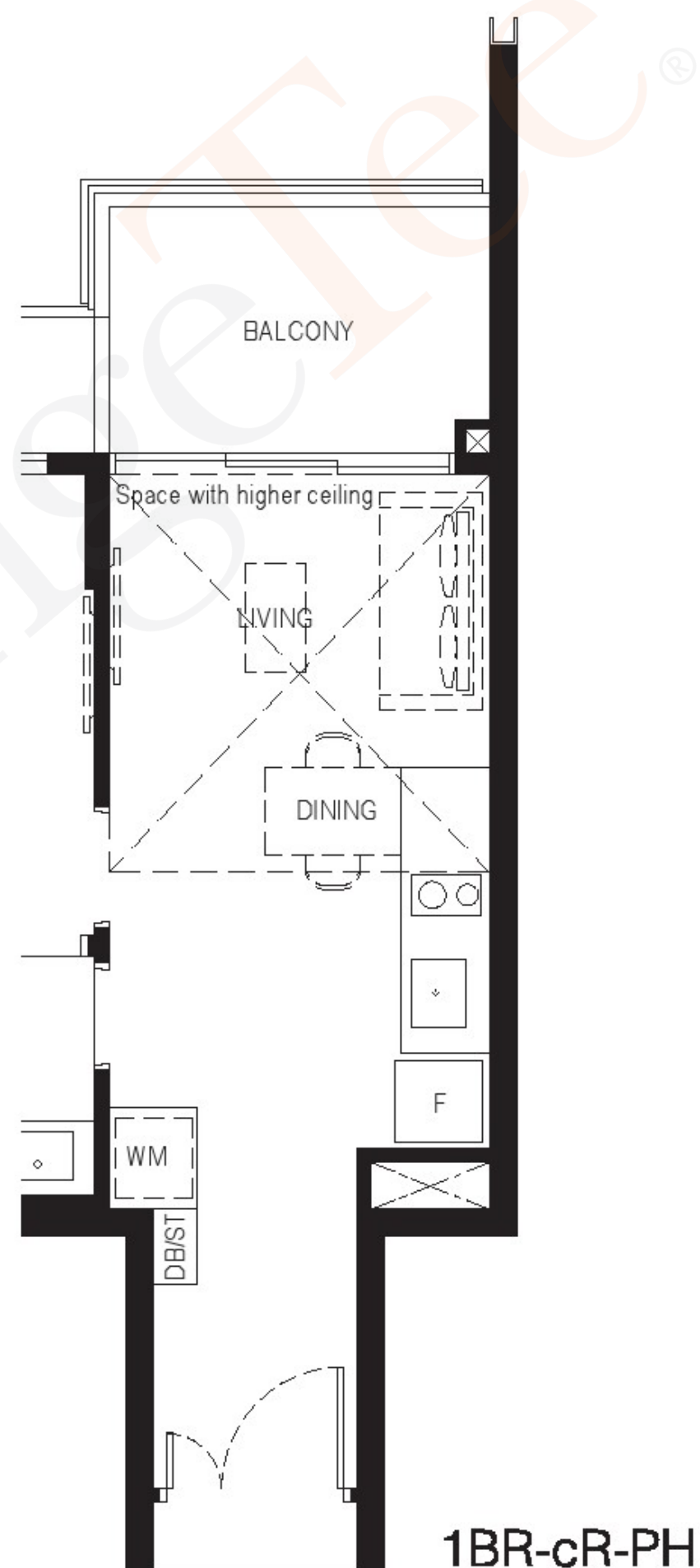
Previous



Next

1 Bedroom

NORMANTON Park 鑫悦府



Type:
1BR-cR-PH

Area:
54 sq m

Unit(s):
#24-72

Type:
1BR-cR

Area:
45 sq m

Unit(s):
#02-72 to #23-72

1 Bedroom

2 Bedroom

3 Bedroom

4 Bedroom

5 Bedroom

Terrace

Commercial

Main Page

OrangeTee®



Previous

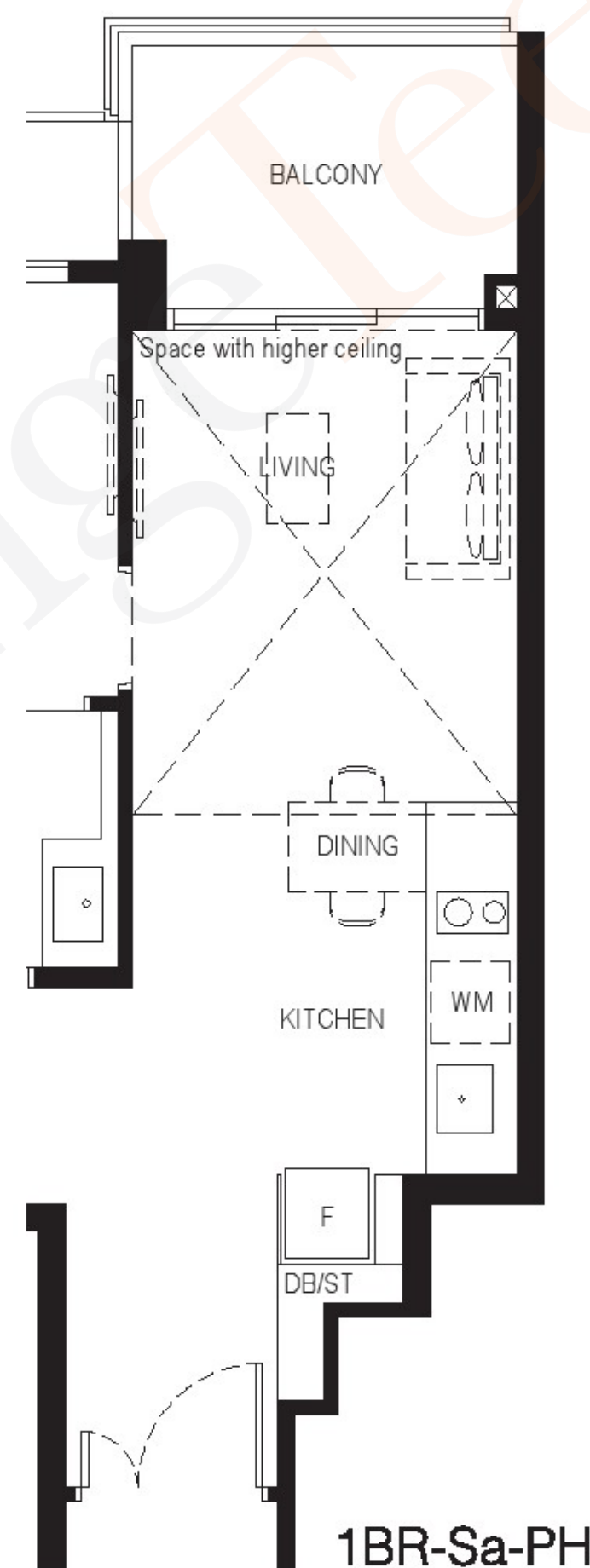


Next

1

Bedroom + Study

NORMANTON
Park 鑫悦府



Type:
1BR-Sa-PH

Area:
64 sq m

Unit(s):
#24-43
#24-52

Type:
1BR-Sa

Area:
53 sq m

Unit(s):
#02-43 to #23-43
#02-52 to #23-52

1 Bedroom

2 Bedroom

3 Bedroom

4 Bedroom

5 Bedroom

Terrace

Commercial

Main Page

OrangeTee.



Previous



Next

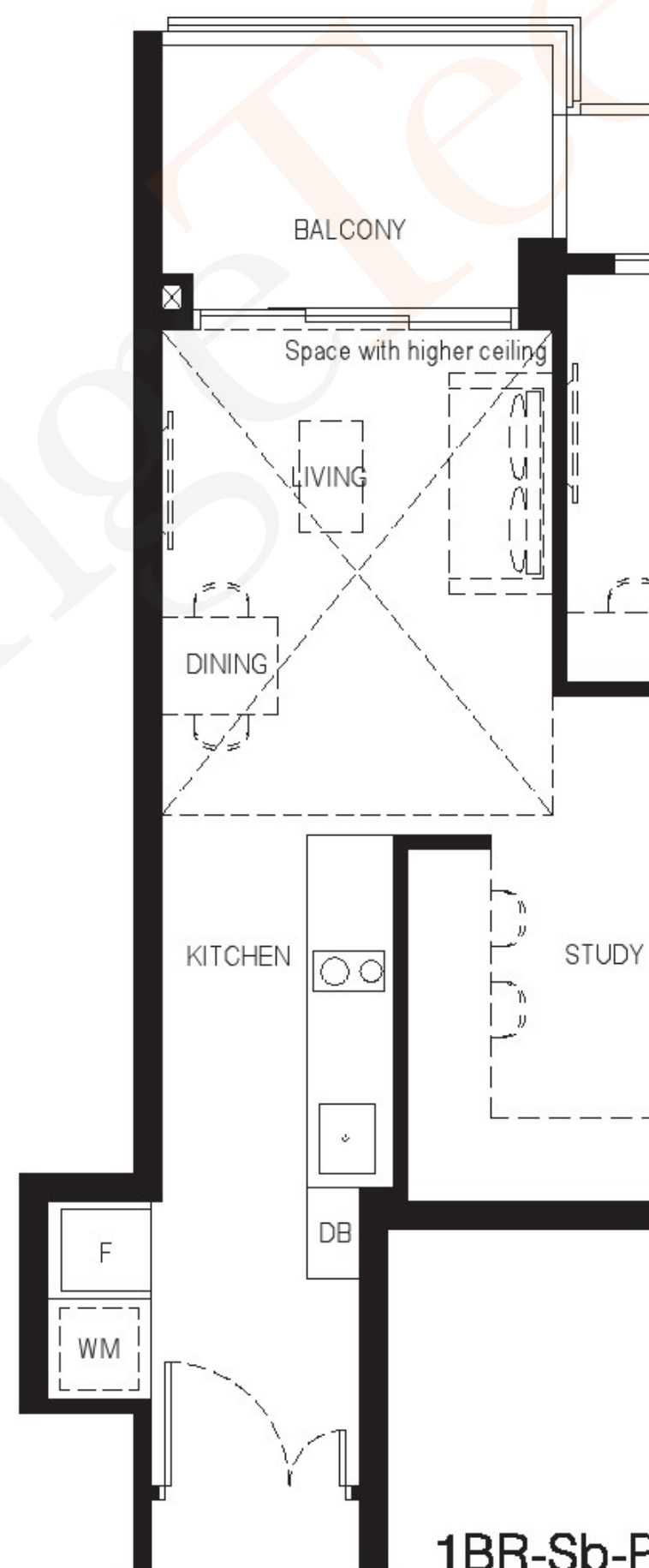


Bedroom + Study

NORMANTON *Park* 鑫悦府



1BR-Sb



1BR-Sb-PH

Type:
1BR-Sb-PH

Area:
65 sq m

Unit(s):
#24-44
#24-53

Type:
1BR-Sb

Area:
54 sq m

Unit(s):
#02-44 to #23-44
#02-53 to #23-53

1 Bedroom

2 Bedroom

3 Bedroom

4 Bedroom

5 Bedroom

Terrace

Commercial

Main Page

OrangeTee.



Previous

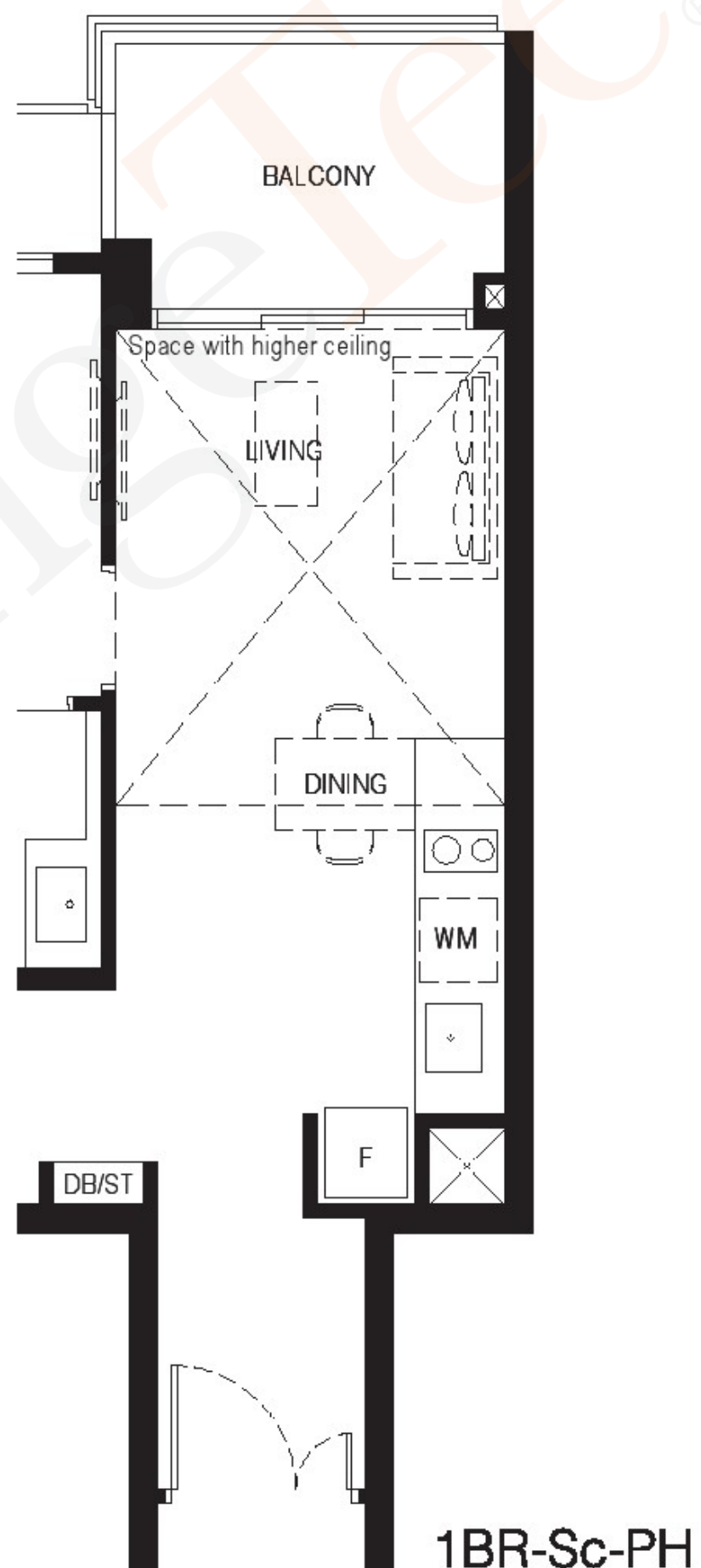
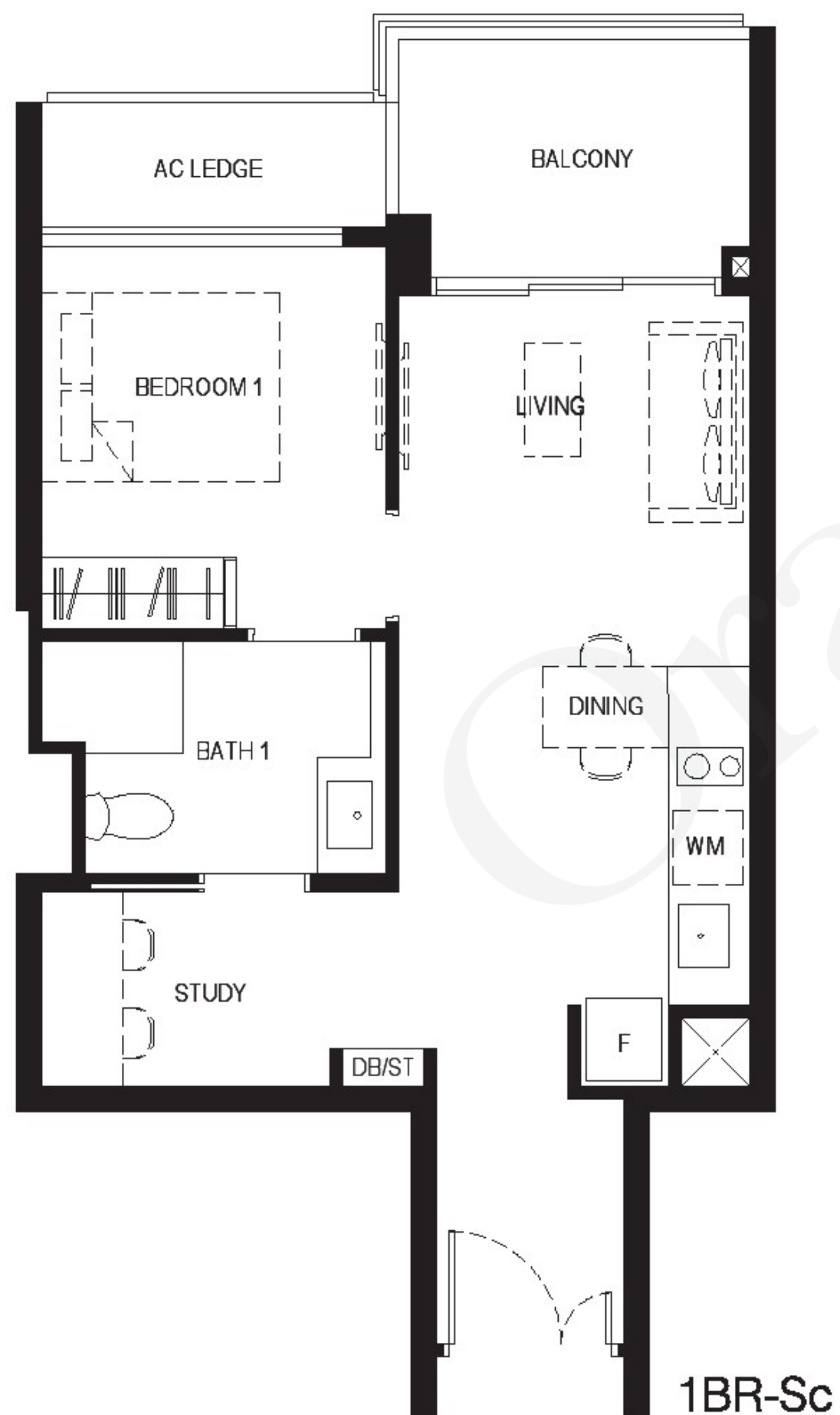


Next

1

Bedroom + Study

NORMANTON
Park 鑫悦府



Type:
1BR-Sc-PH

Area:
63 sq m

Unit(s):
#24-36
#24-45

Type:
1BR-Sc

Area:
52 sq m

Unit(s):
#02-36 to #23-36
#02-45 to #23-45

1 Bedroom

2 Bedroom

3 Bedroom

4 Bedroom

5 Bedroom

Terrace

Commercial

Main Page

OrangeTee



Previous



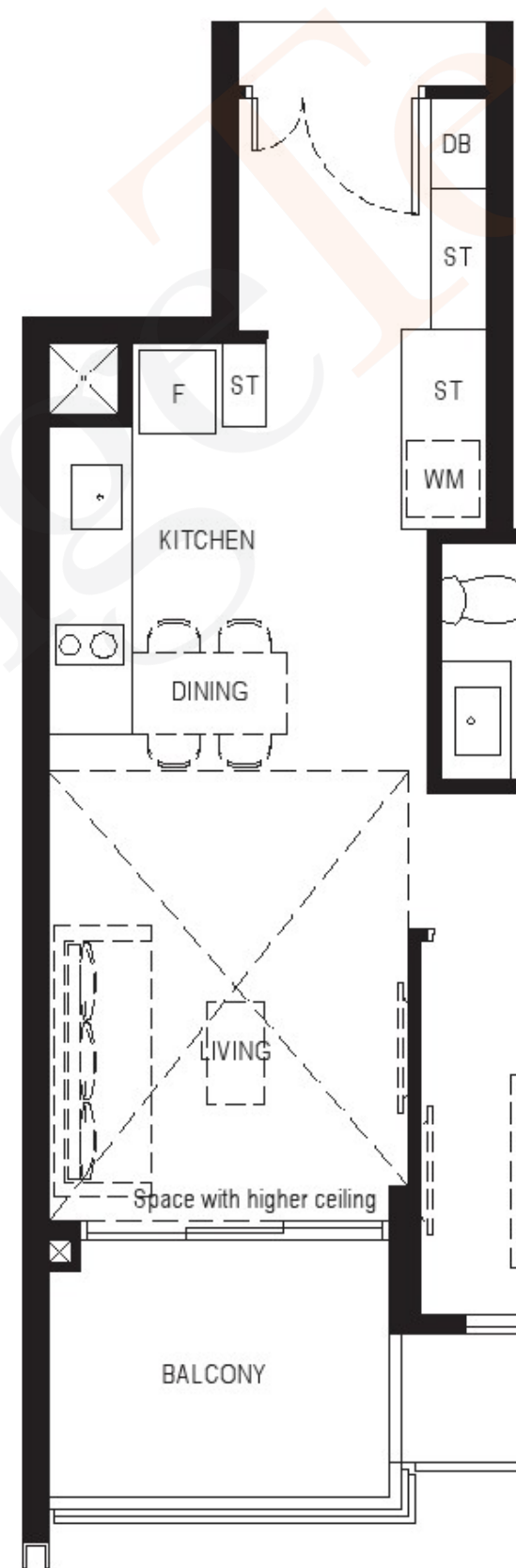
Next

2 Bedroom Premium

NORMANTON Park 鑫悦府



2BR-Pa



2BR-Pa-PH

Type:
2BR-Pa-PH

Area:
80 sq m

Unit(s):
#24-49

Area:
81 sq m

Unit(s):
#24-40

Type:
2BR-Pa

Area:
68 sq m

Unit(s):

1 Bedroom

2 Bedroom

3 Bedroom

4 Bedroom

5 Bedroom

Terrace

Commercial

Main Page

OrangeTee.



Previous



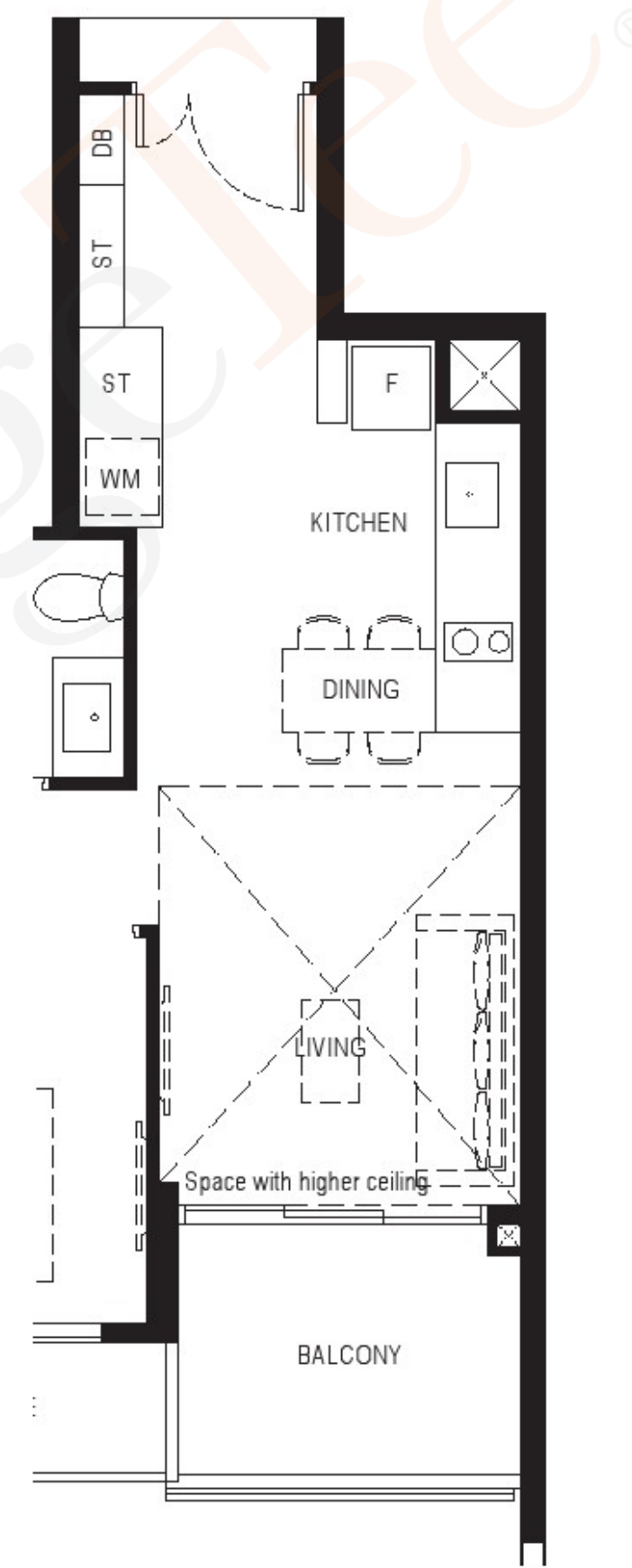
Next

2 Bedroom Premium

NORMANTON Park 鑫悦府



2BR-Pb



2BR-Pb-PH

Type:
2BR-Pb-PH

Area:
79 sq m

Unit(s):
#24-48

Area:
80 sq m

Unit(s):
#24-39

Type:
2BR-Pb

Area:
68 sq m

1 Bedroom

2 Bedroom

3 Bedroom

4 Bedroom

5 Bedroom

Terrace

Commercial

Main Page

OrangeTee®



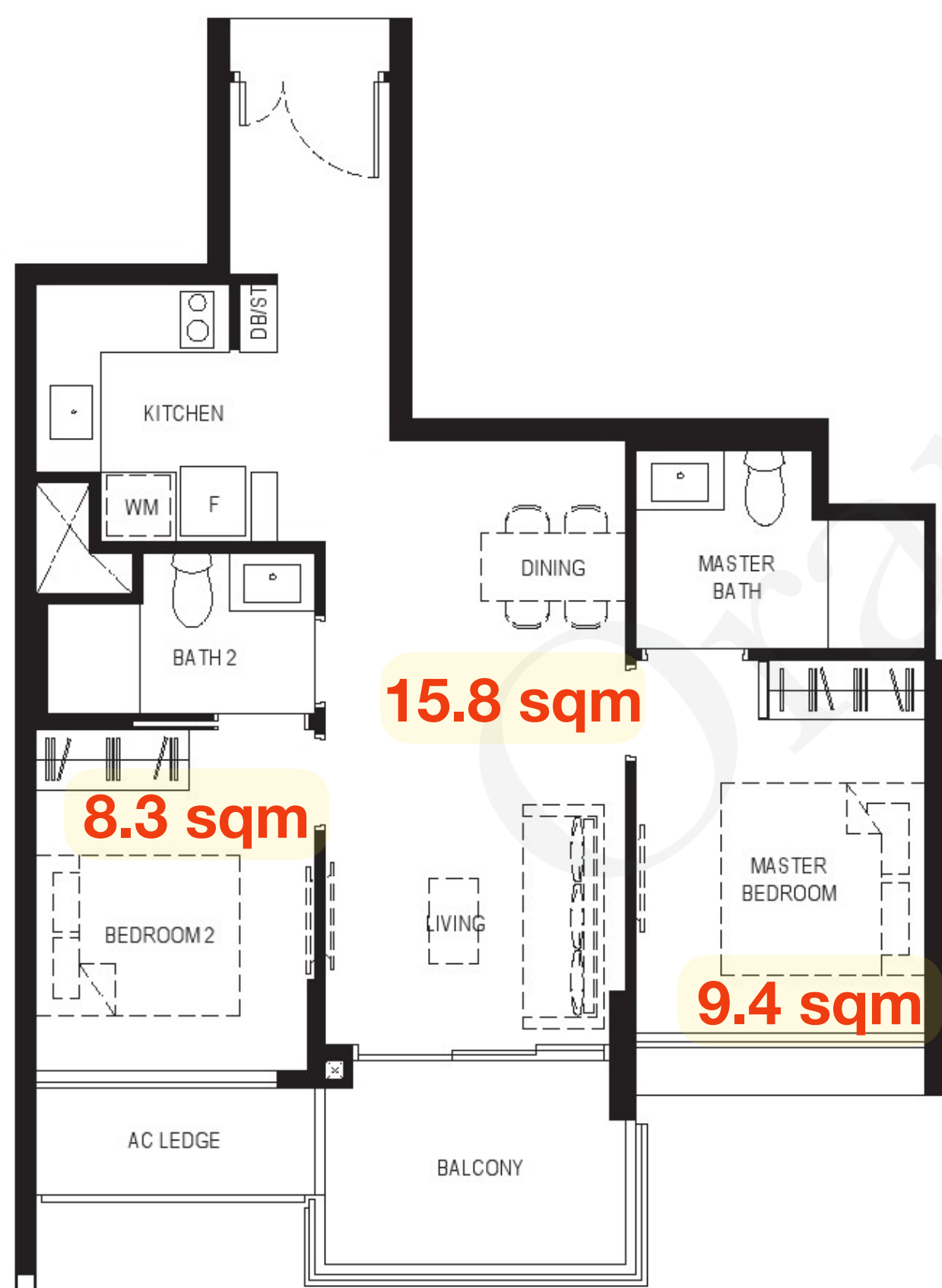
Previous



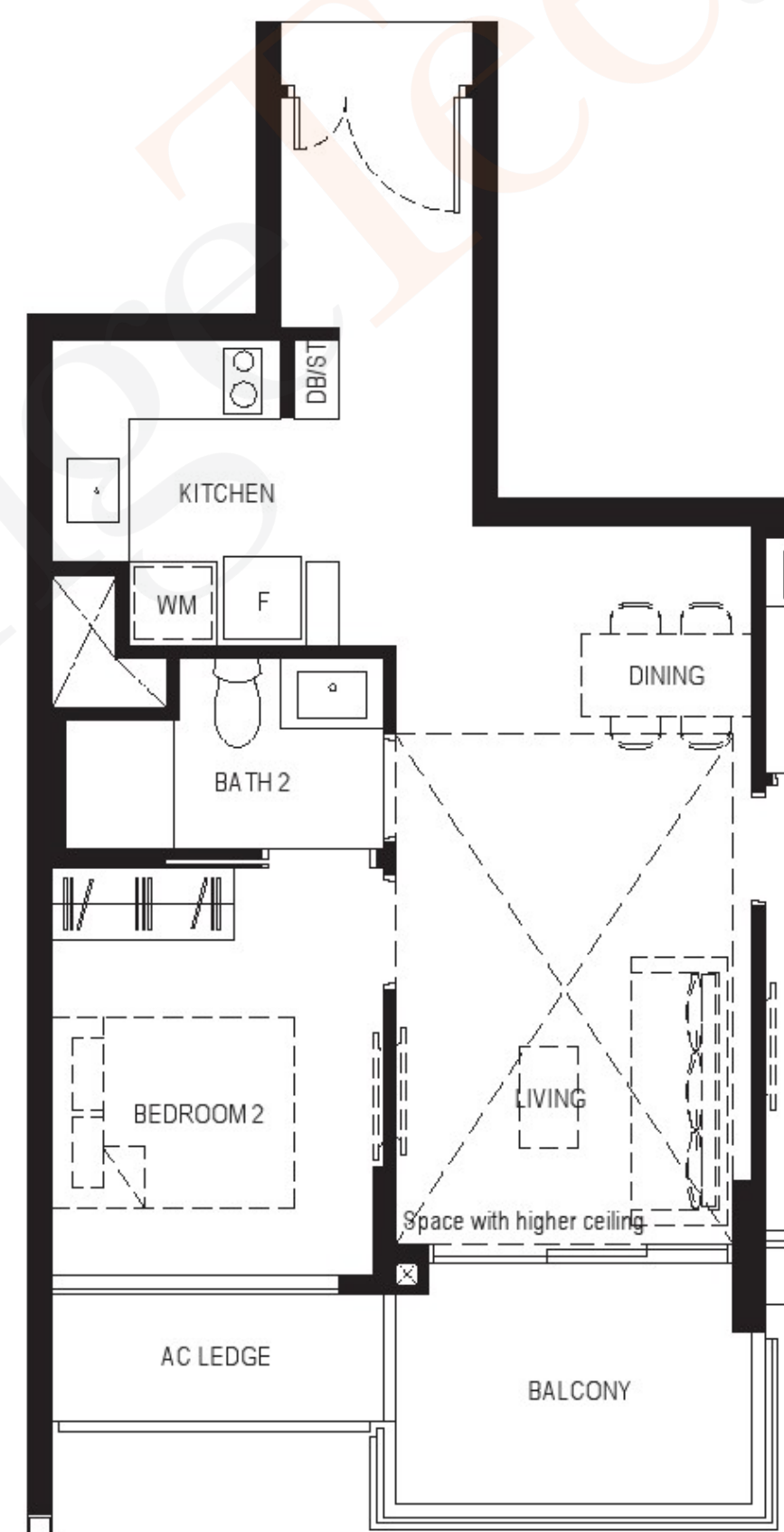
Next

2 Bedroom Premium

NORMANTON Park 鑫悦府



2BR-Pc



2BR-Pc-PH

Type:
2BR-Pc-PH

Area:
80 sq m

Unit(s):
#24-05

Type:
2BR-Pc

Area:
67 sq m

Unit(s):
#02-05 to #23-05

1 Bedroom

2 Bedroom

3 Bedroom

4 Bedroom

5 Bedroom

Terrace

Commercial

Main Page

OrangeTee.



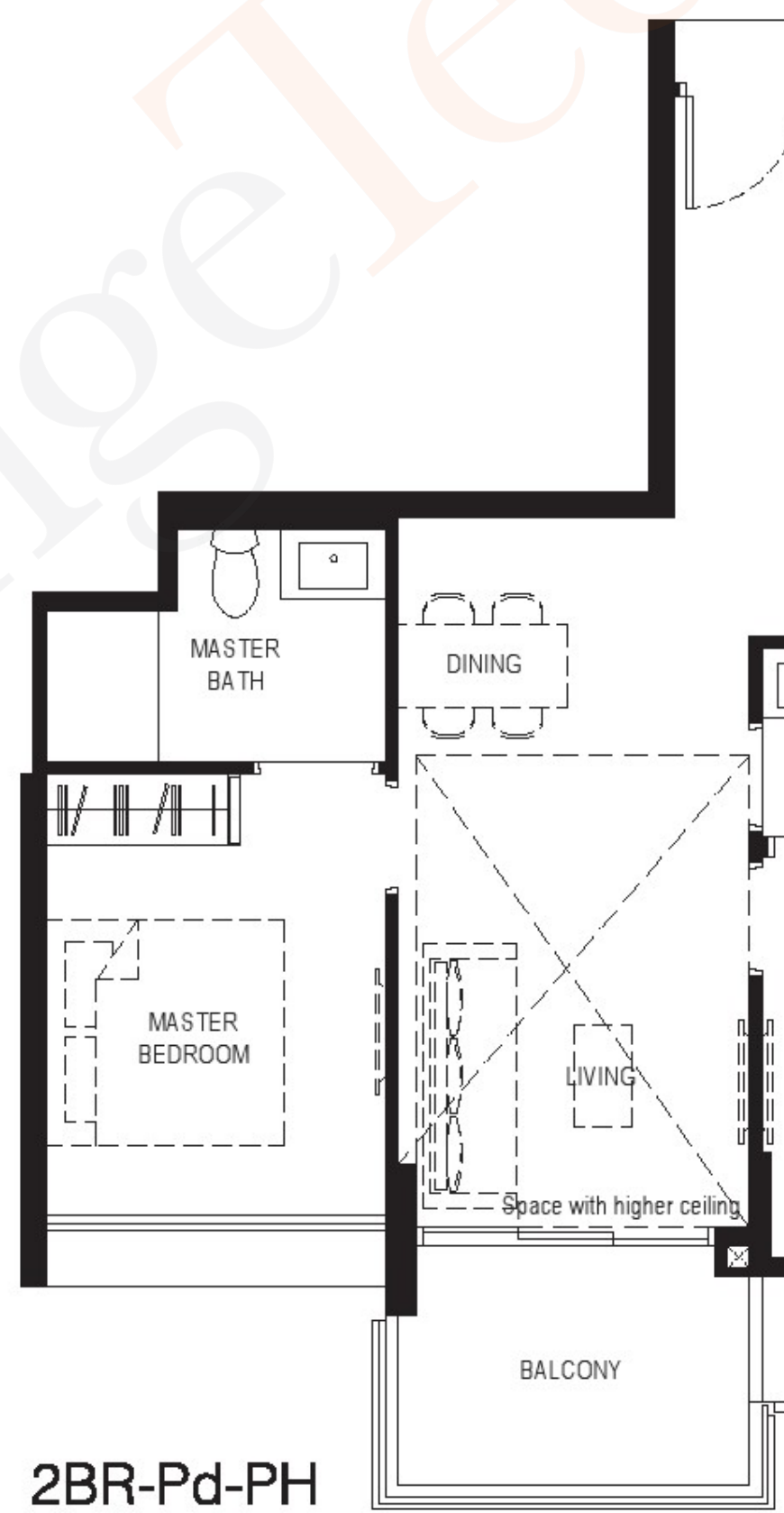
Previous



Next

2 Bedroom Premium

NORMANTON *Park* 鑫悦府



Type:
2BR-Pd-PH

Area:
80 sq m

Unit(s):
#24-04

Type:
2BR-Pd

Area:
67 sq m

Unit(s):
#02-04 to #23-04

1 Bedroom

2 Bedroom

3 Bedroom

4 Bedroom

5 Bedroom

Terrace

Commercial

Main Page

OrangeTee.



Previous



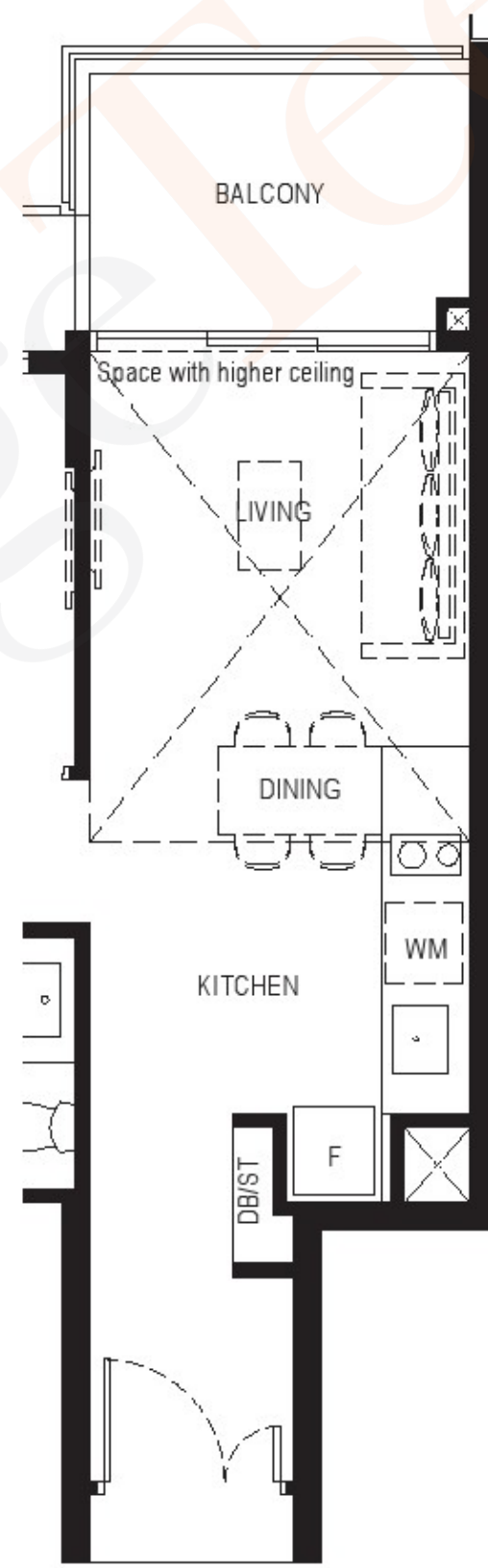
Next

2 Bedroom Premium

NORMANTON Park 鑫悦府



2BR-Pe



2BR-Pe-PH

Type:
2BR-Pe-PH

Area:
76 sq m

Unit(s):
#24-01

Type:
2BR-Pe

Area:
64 sq m

Unit(s):
#02-01 to #23-01

1 Bedroom

2 Bedroom

3 Bedroom

4 Bedroom

5 Bedroom

Terrace

Commercial

Main Page

OrangeTee.



Previous



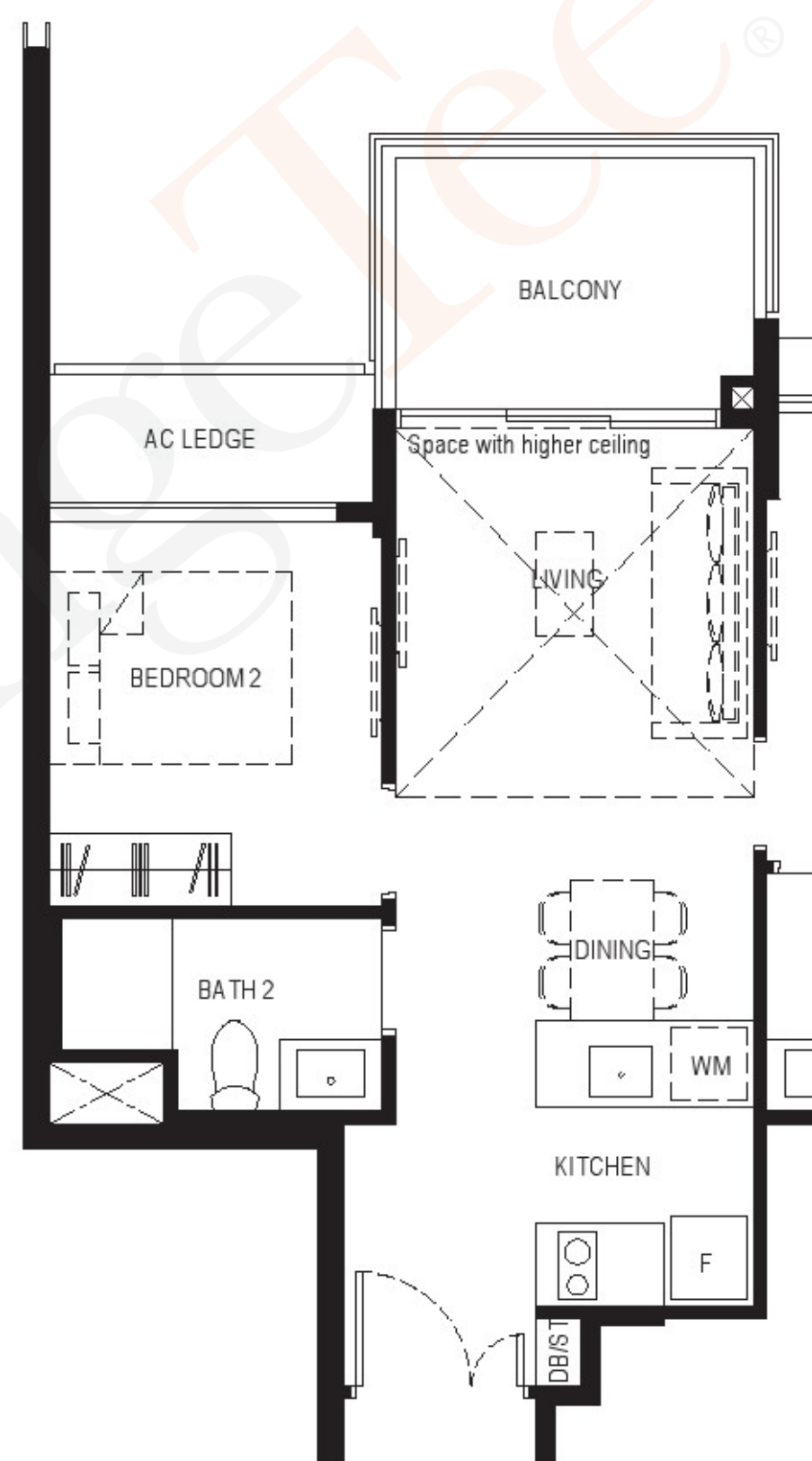
Next

2 Bedroom Premium

NORMANTON Park 鑫悦府



2BR-Pf



2BR-Pf-PH

Type:
2BR-Pf-PH

Area:
70 sq m

Unit(s):
#24-08

Type:
2BR-Pf

Area:
61 sq m

Unit(s):
#02-08 to #23-08

1 Bedroom

2 Bedroom

3 Bedroom

4 Bedroom

5 Bedroom

Terrace

Commercial

Main Page

OrangeTee.



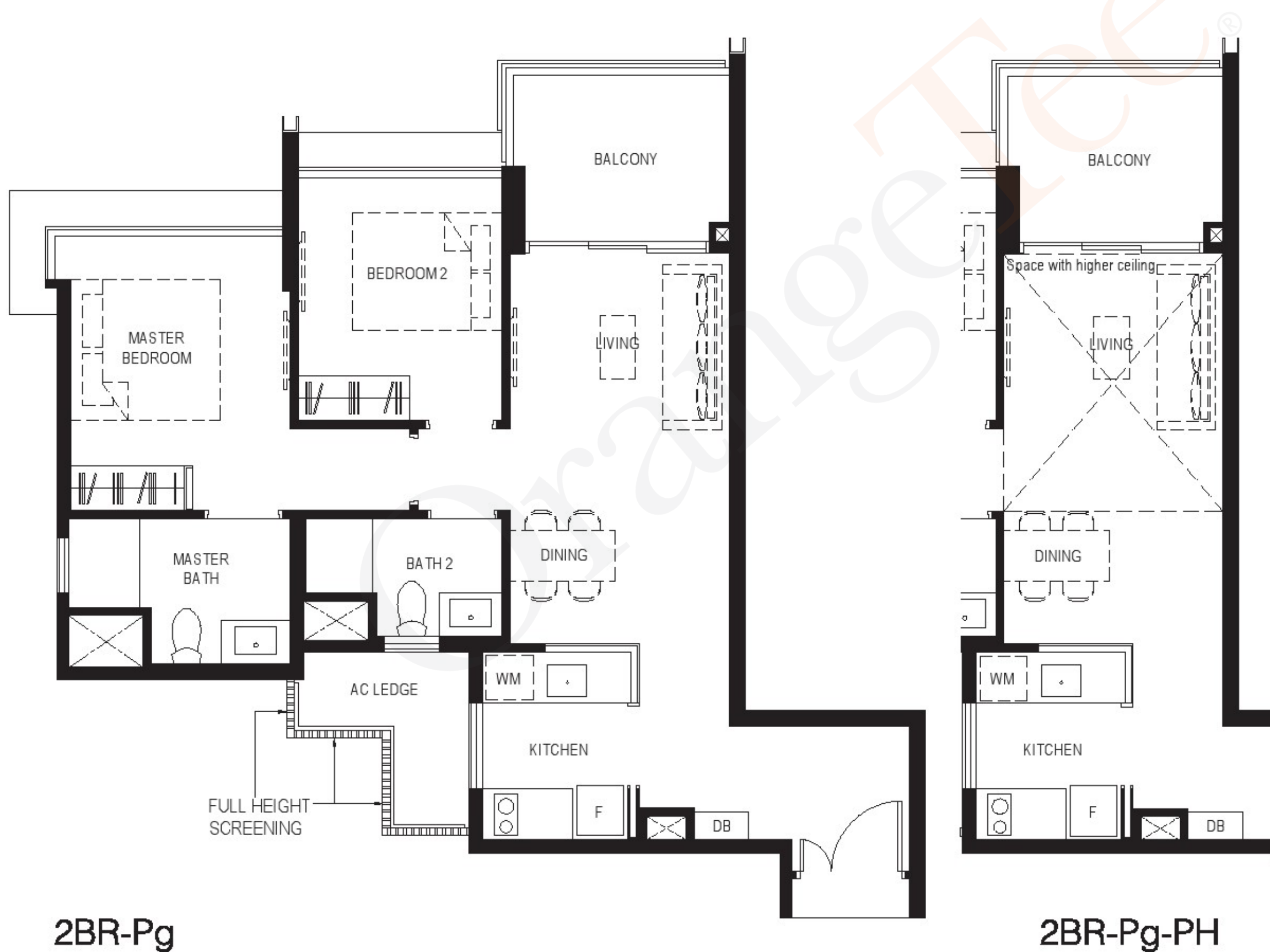
Previous



Next

2 Bedroom Premium

NORMANTON Park 鑫悦府



Type:
2BR-Pg-PH

Area:
83 sq m

Unit(s):
#24-07

Type:
2BR-Pg

Area:
72 sq m

Unit(s):
#02-07 to #23-07

1 Bedroom

2 Bedroom

3 Bedroom

4 Bedroom

5 Bedroom

Terrace

Commercial

Main Page

OrangeTee.



Previous



Next

2 Bedroom Premium

NORMANTON Park 鑫悦府



Type:
2BR-Ph-PH

Area:
82 sq m

Unit(s):
#24-02

Type:
2BR-Ph

Area:
71 sq m

Unit(s):
#02-02 to #23-02

1 Bedroom

2 Bedroom

3 Bedroom

4 Bedroom

5 Bedroom

Terrace

Commercial

Main Page

OrangeTee



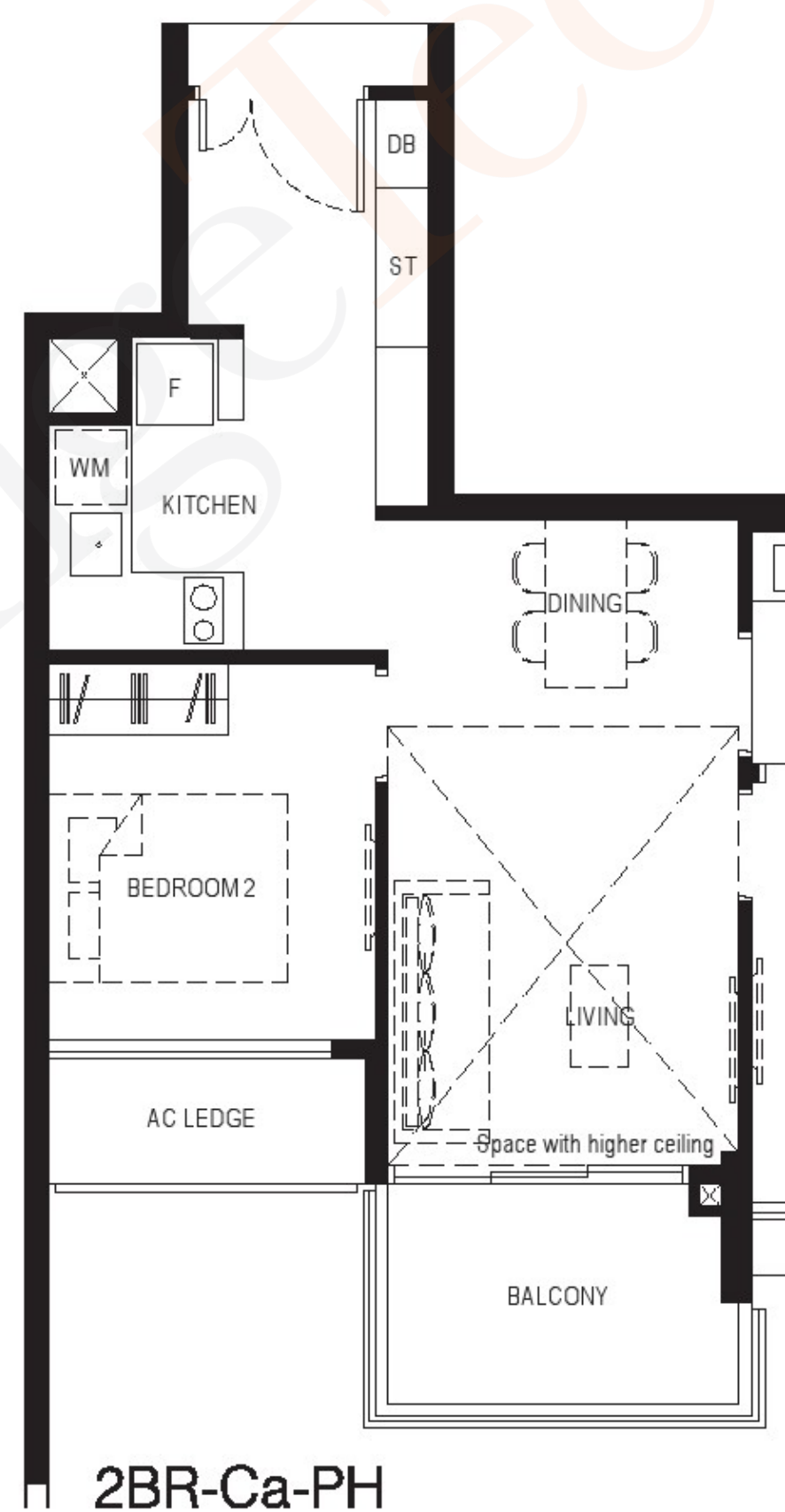
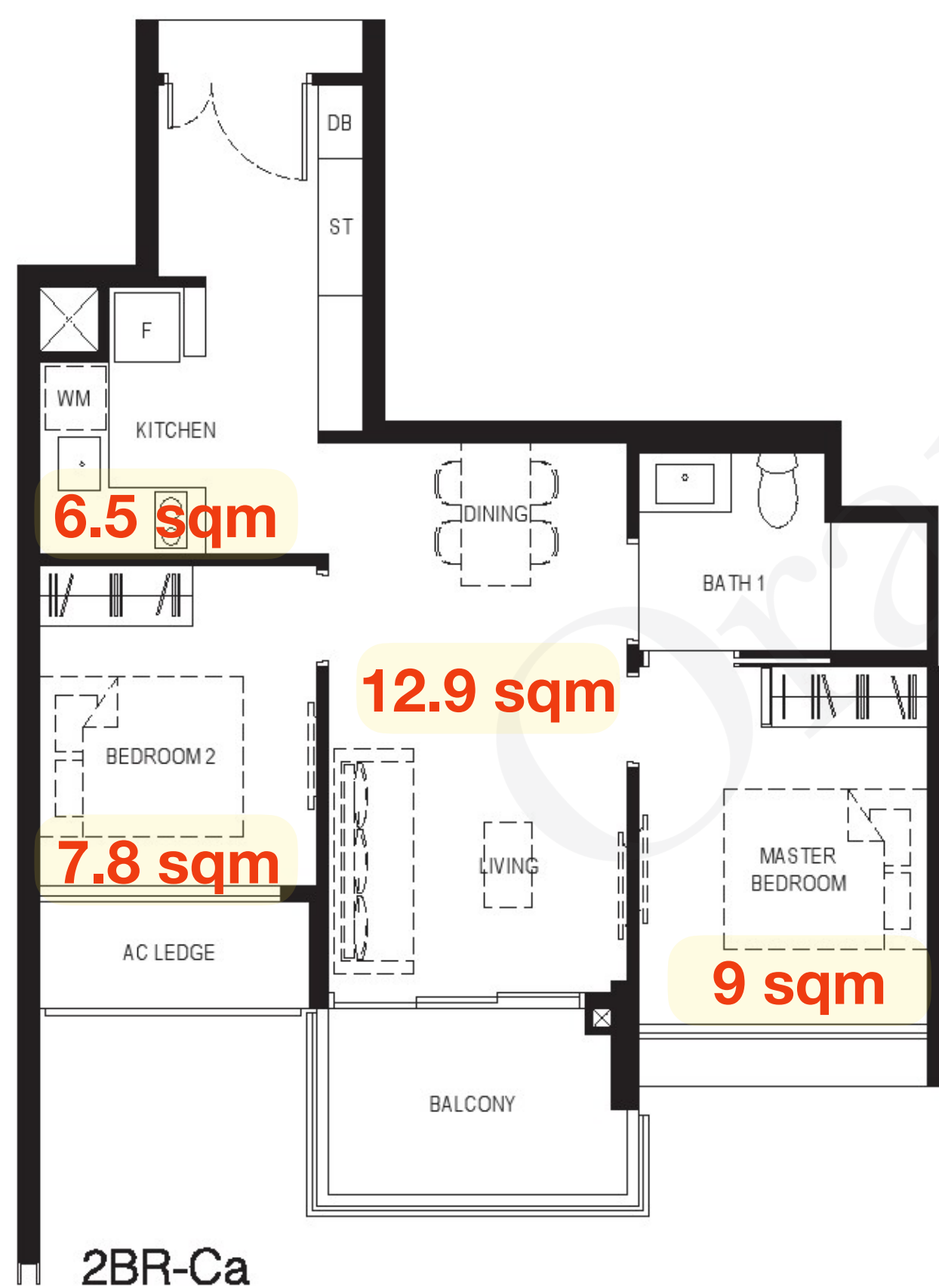
Previous



Next

2 Bedroom Compact

NORMANTON Park 鑫悦府



Type:
2BR-Ca-PH

Area:
73 sq m

Unit(s):
#24-13
#24-22
#24-31
#24-58
#24-76

Type:
2BR-Ca

Area:
61 sq m

Unit(s):

1 Bedroom

2 Bedroom

3 Bedroom

4 Bedroom

5 Bedroom

Terrace

Commercial

Main Page

OrangeTee.



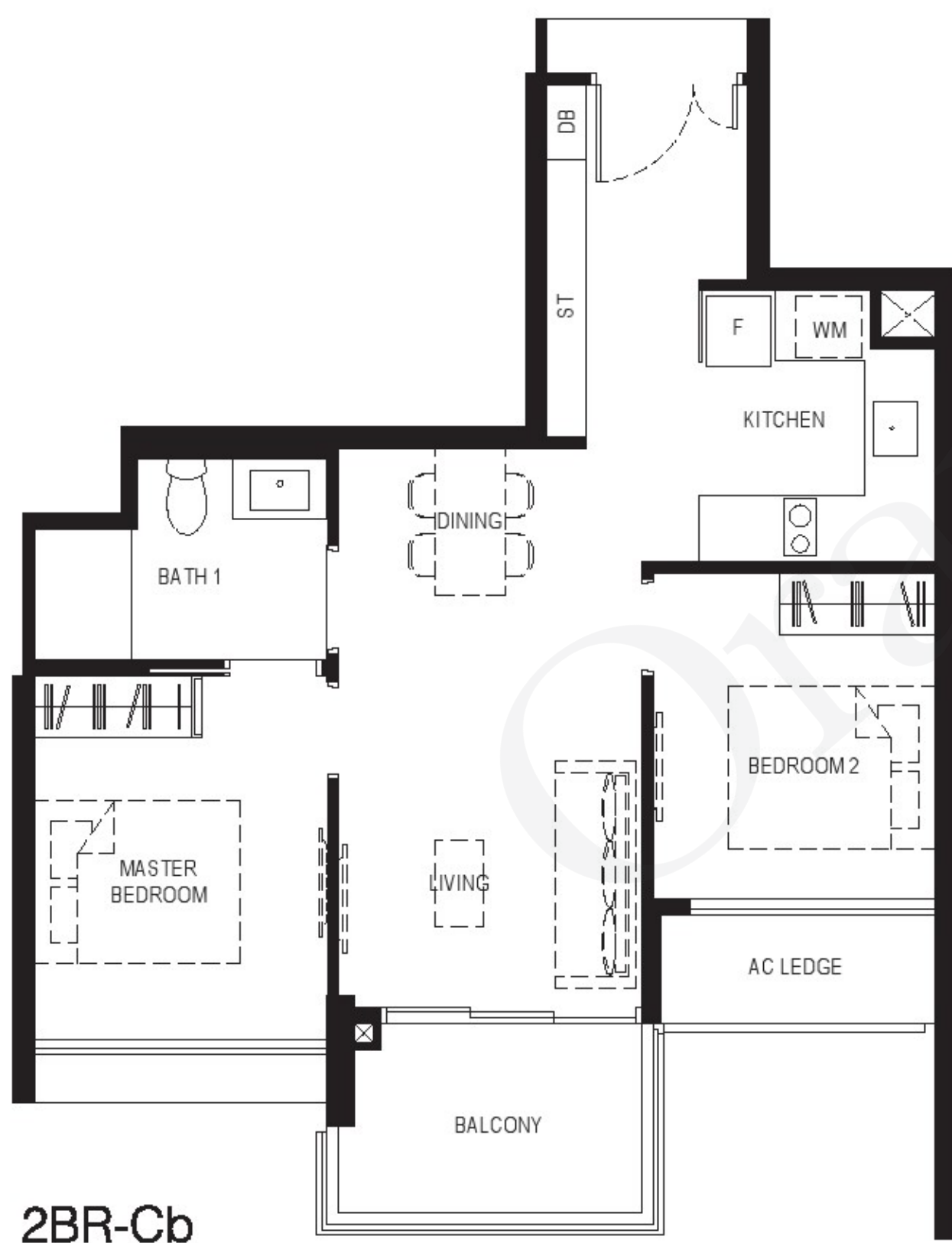
Previous



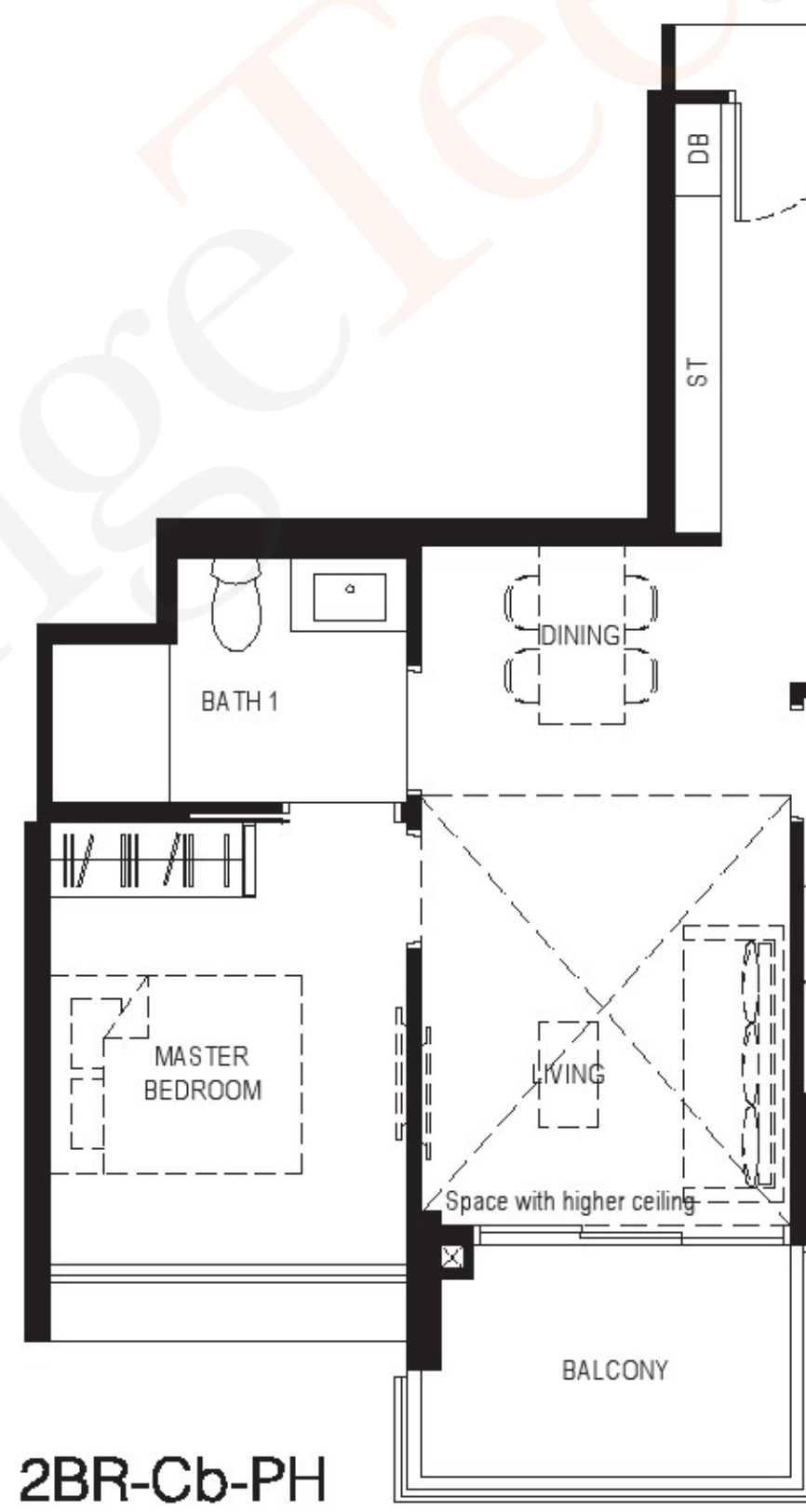
Next

2 Bedroom Compact

NORMANTON Park 鑫悦府



2BR-Cb



2BR-Cb-PH

Type:
2BR-Cb-PH

Area:
74 sq m

Unit(s):
#24-12
#24-21
#24-30
#24-57
#24-75

Type:
2BR-Cb

Area:
62 sq m

Unit(s):

1 Bedroom

2 Bedroom

3 Bedroom

4 Bedroom

5 Bedroom

Terrace

Commercial

Main Page

OrangeTee®



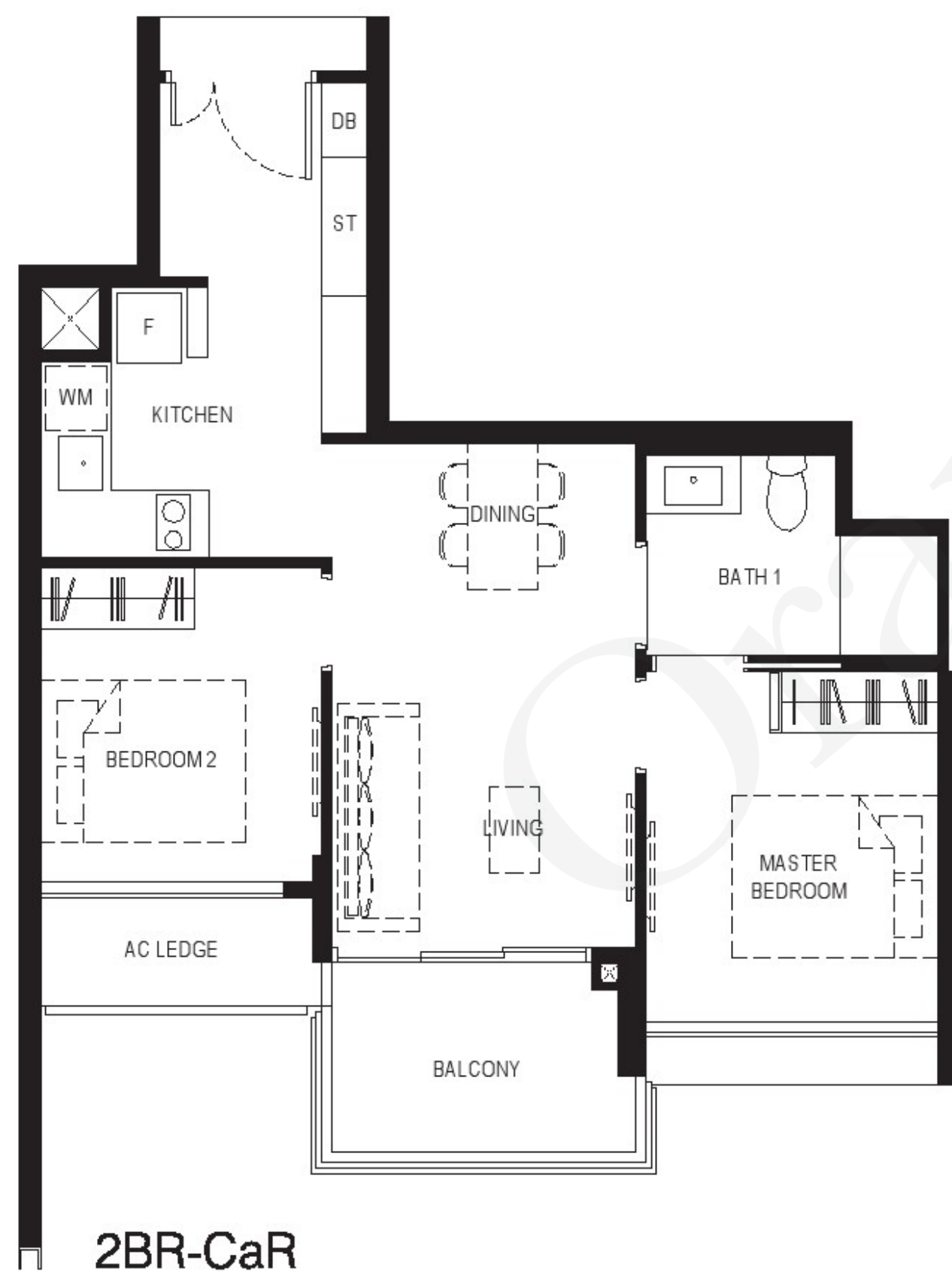
Previous



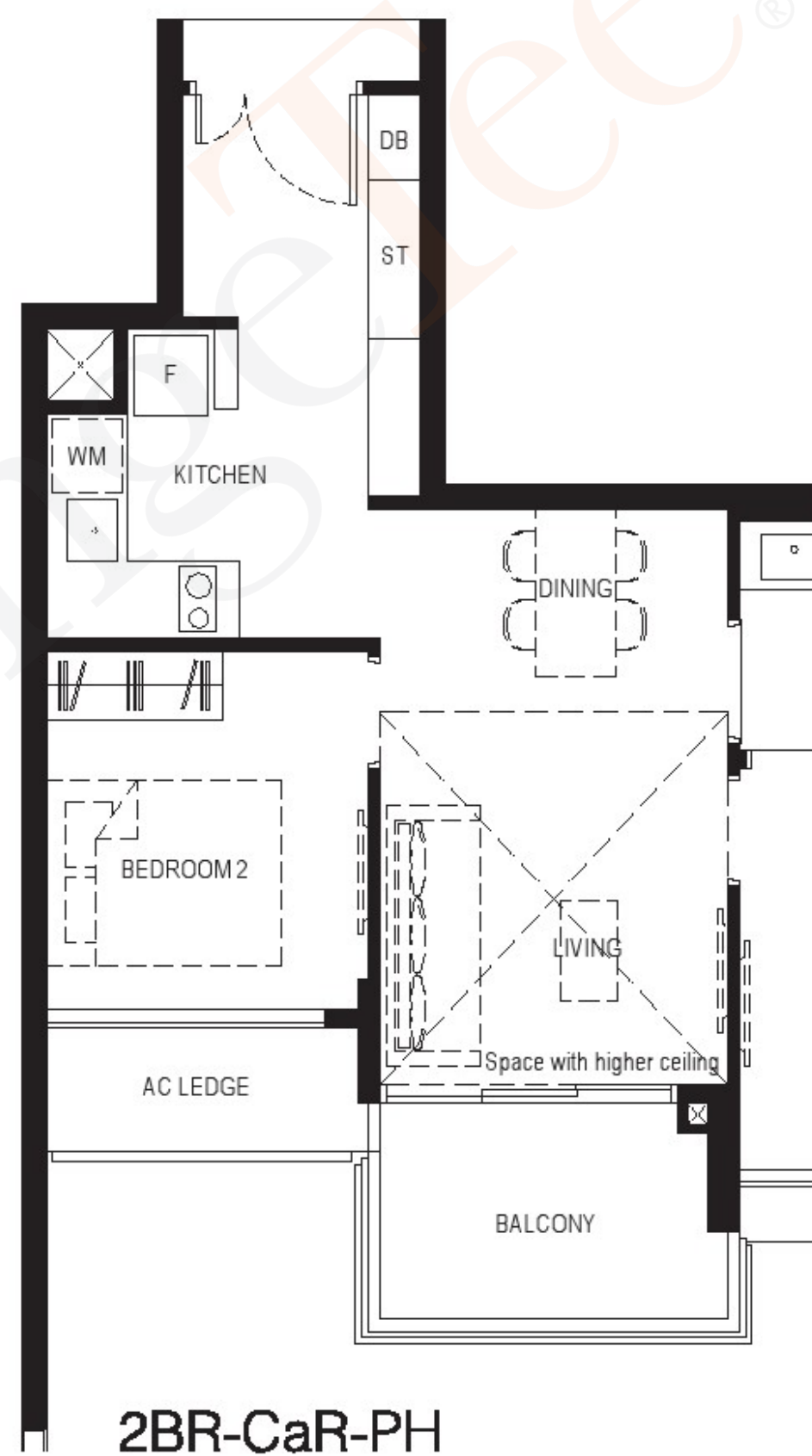
Next

2 Bedroom Compact

NORMANTON Park 鑫悦府



2BR-CaR



2BR-CaR-PH

Type:
2BR-CaR-PH

Area:
70 sq m

Unit(s):
#24-67

Type:
2BR-CaR

Area:
59 sq m

Unit(s):
#02-67 to #23-67

1 Bedroom

2 Bedroom

3 Bedroom

4 Bedroom

5 Bedroom

Terrace

Commercial

Main Page

OrangeTee.



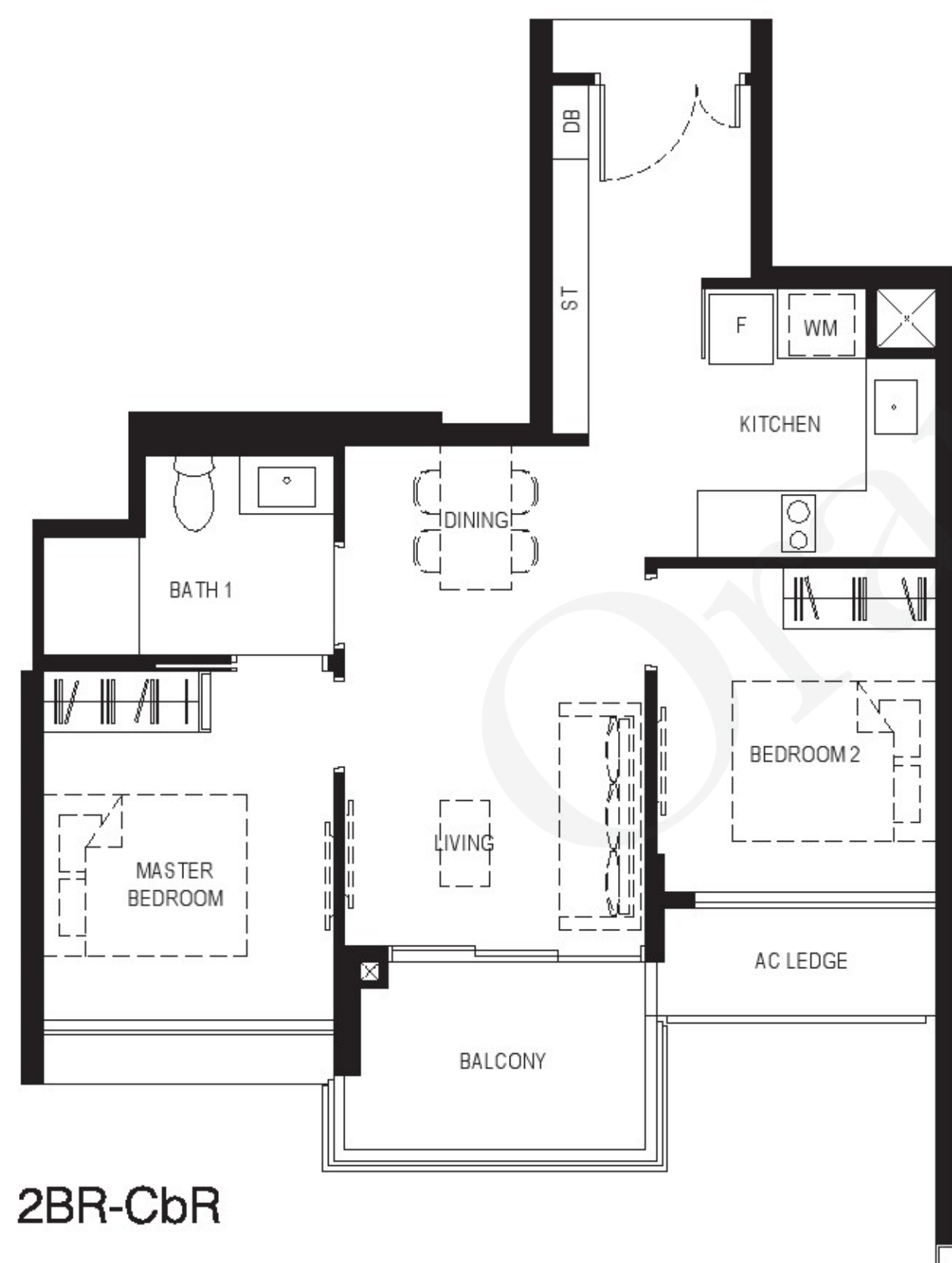
Previous



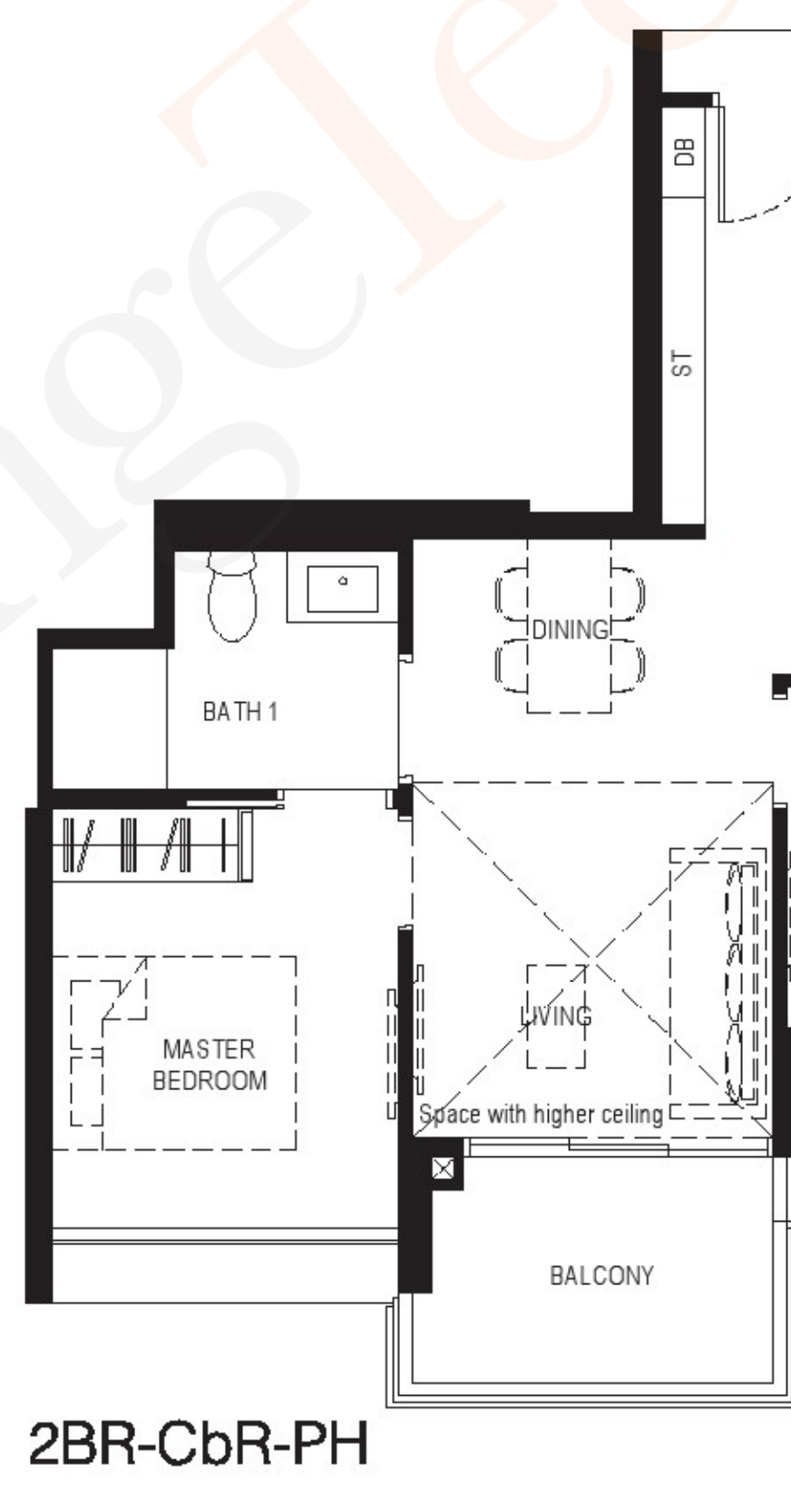
Next

2 Bedroom Compact

NORMANTON Park 鑫悦府



2BR-CbR



2BR-CbR-PH

Type:
2BR-CbR-PH

Area:
70 sq m

Unit(s):
#24-66

Type:
2BR-CbR

Area:
60 sq m

Unit(s):
#02-66 to #23-66

1 Bedroom

2 Bedroom

3 Bedroom

4 Bedroom

5 Bedroom

Terrace

Commercial

Main Page

OrangeTee.



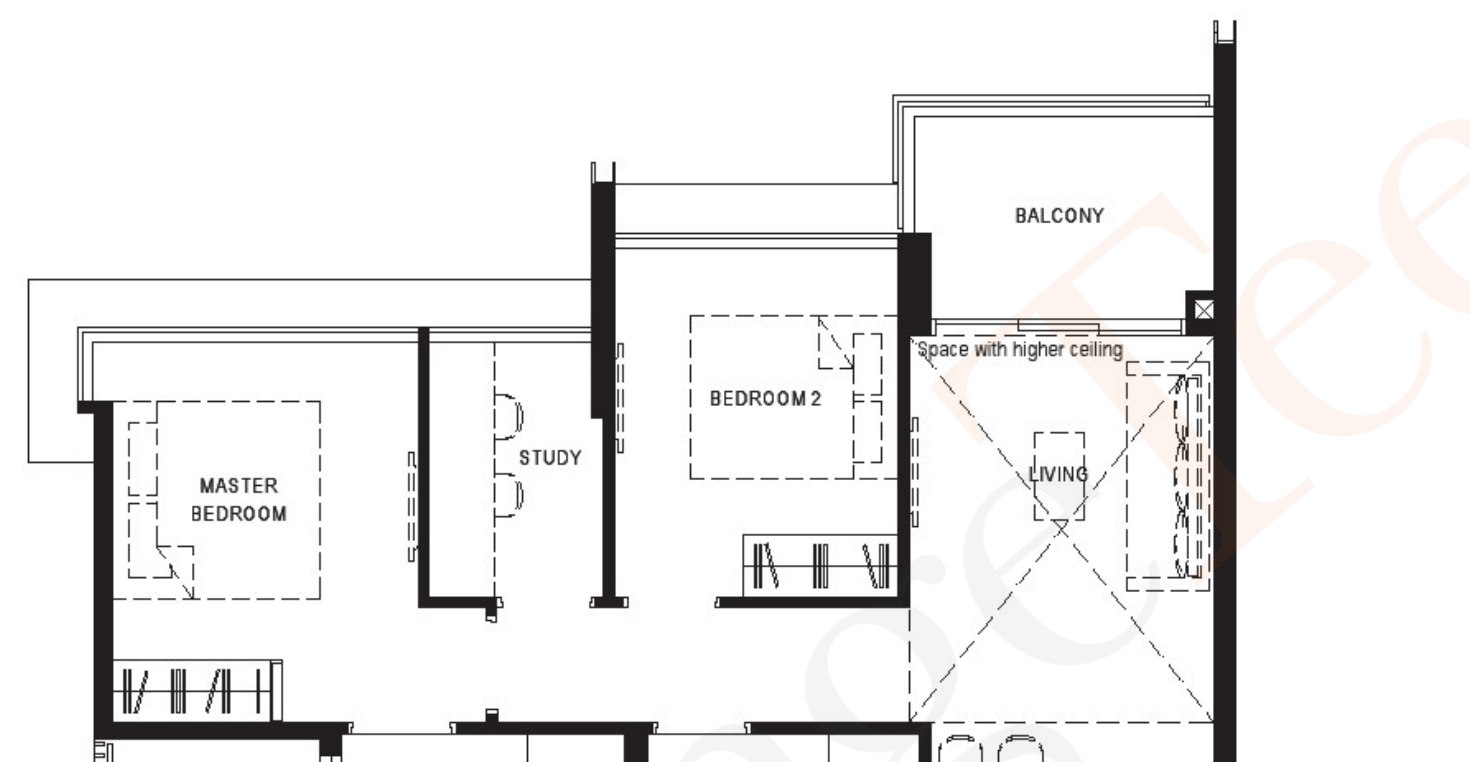
Previous



Next

2 Bedroom + Study

NORMANTON *Park* 鑫悦府

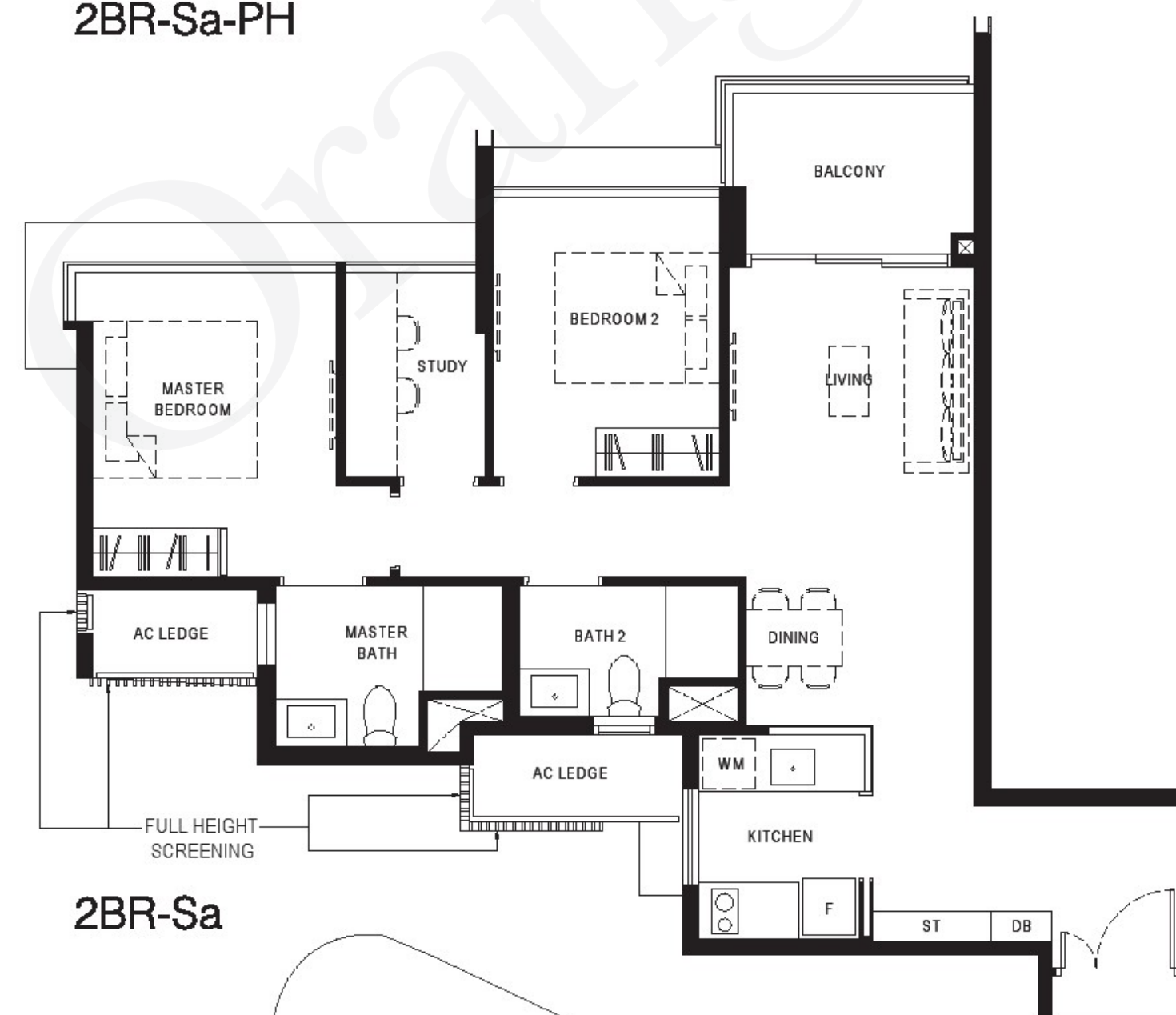


2BR-Sa-PH

Type:
2BR-Sa-PH

Area:
91 sq m

Unit(s):
#24-60



2BR-Sa

Type:
2BR-Sa

Area:
79 sq m

Unit(s):
#02-60 to #23-60

1 Bedroom

2 Bedroom

3 Bedroom

4 Bedroom

5 Bedroom

Terrace

Commercial

Main Page

OrangeTee®



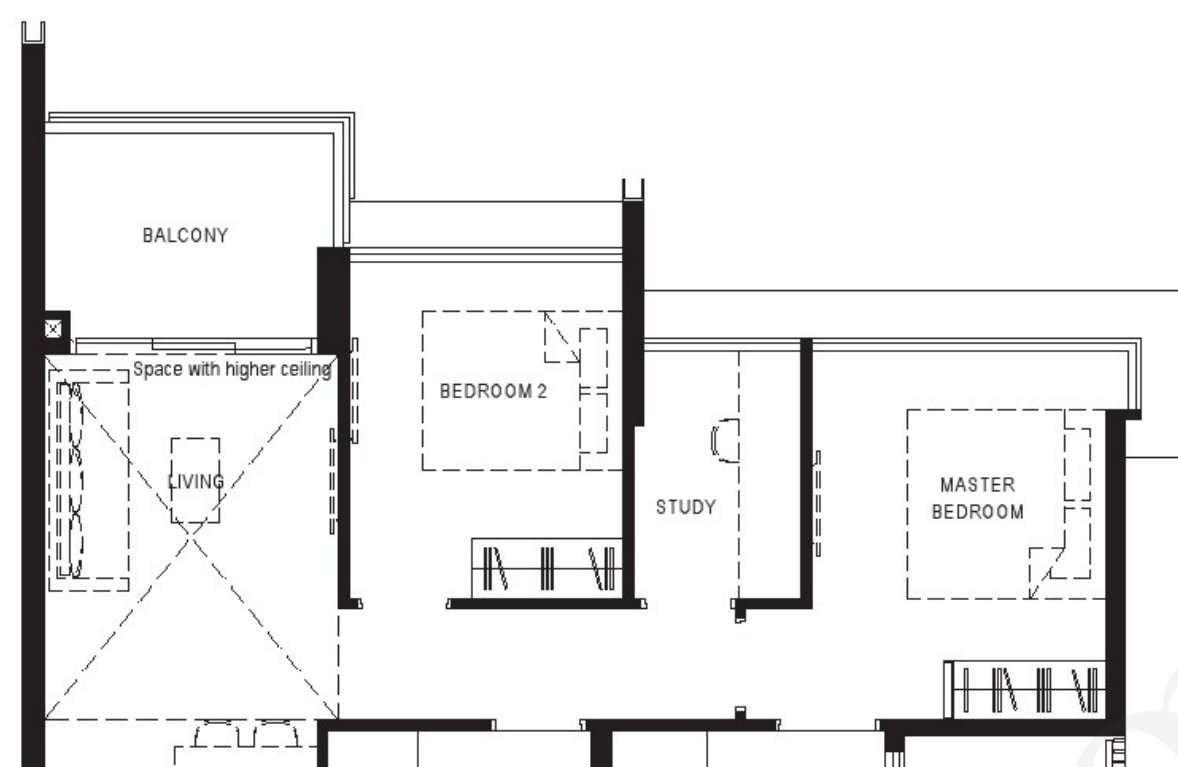
Previous



Next

2 Bedroom + Study

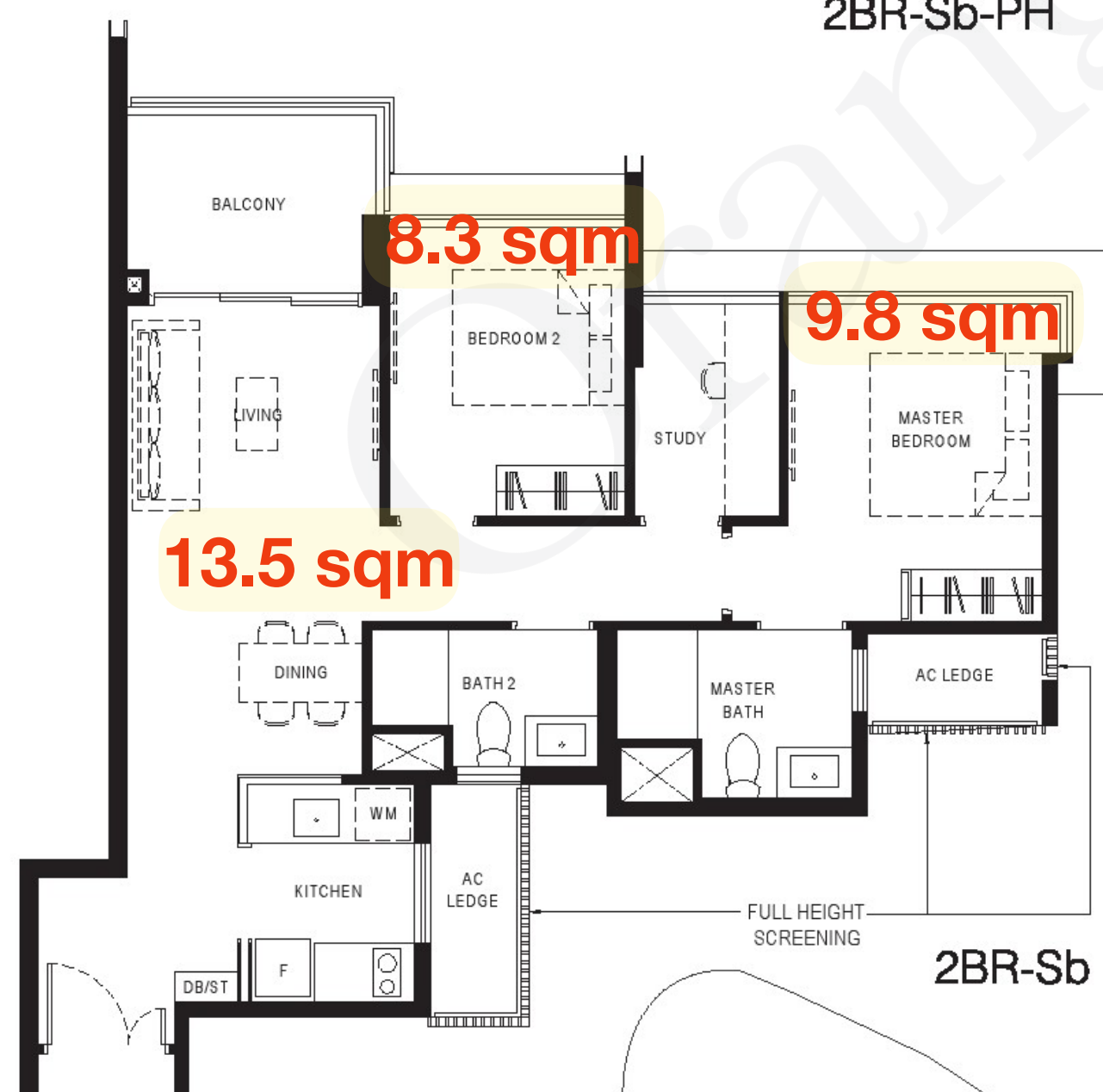
NORMANTON Park 鑫悦府



Type:
2BR-Sb-PH

Area:
88 sq m

Unit(s):
#24-10
#24-19
#24-28



Type:
2BR-Sb

Area:
77 sq m

Unit(s):
#02-10 to #23-10
#02-19 to #23-19
#02-28 to #23-28

1 Bedroom

2 Bedroom

3 Bedroom

4 Bedroom

5 Bedroom

Terrace

Commercial

Main Page

OrangeTee.



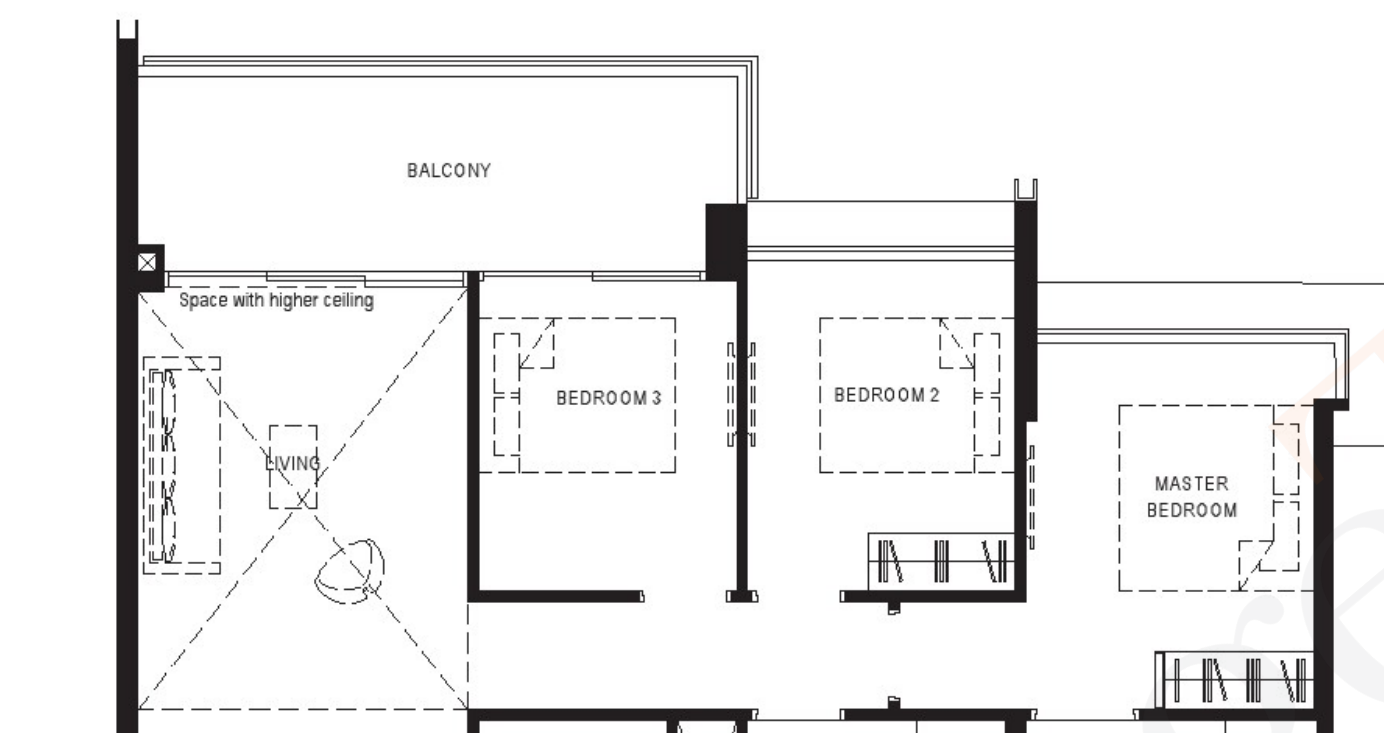
Previous



Next

3 Bedroom Premium

NORMANTON Park 鑫悦府



Type:
3BR-Pa-PH

Area:
115 sq m

Unit(s):
#24-46

Area:
116 sq m

Unit(s):
#24-37



Type:
3BR-Pa

Area:
101 sq m

Unit(s):
#02-37 to #23-37
#02-46 to #23-46

1 Bedroom

2 Bedroom

3 Bedroom

4 Bedroom

5 Bedroom

Terrace

Commercial

Main Page

OrangeTee.



Previous



Next

3 Bedroom Premium

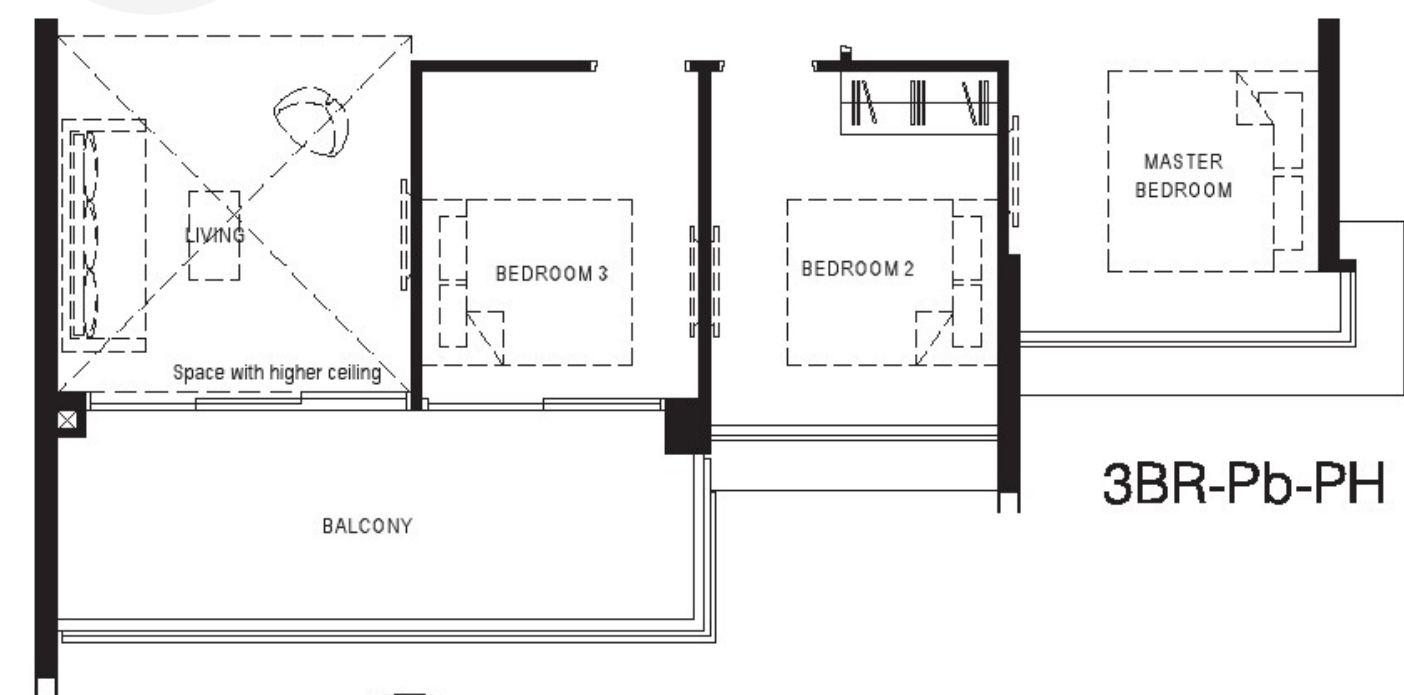
NORMANTON Park 鑫悦府



Type:
3BR-Pb

Area:
102 sq m

Unit(s):
#02-20 to #23-20
#02-29 to #23-29



Type:
3BR-Pb-PH

Area:
115 sq m

Unit(s):
#24-20
#24-29

1 Bedroom

2 Bedroom

3 Bedroom

4 Bedroom

5 Bedroom

Terrace

Commercial

Main Page

OrangeTee.



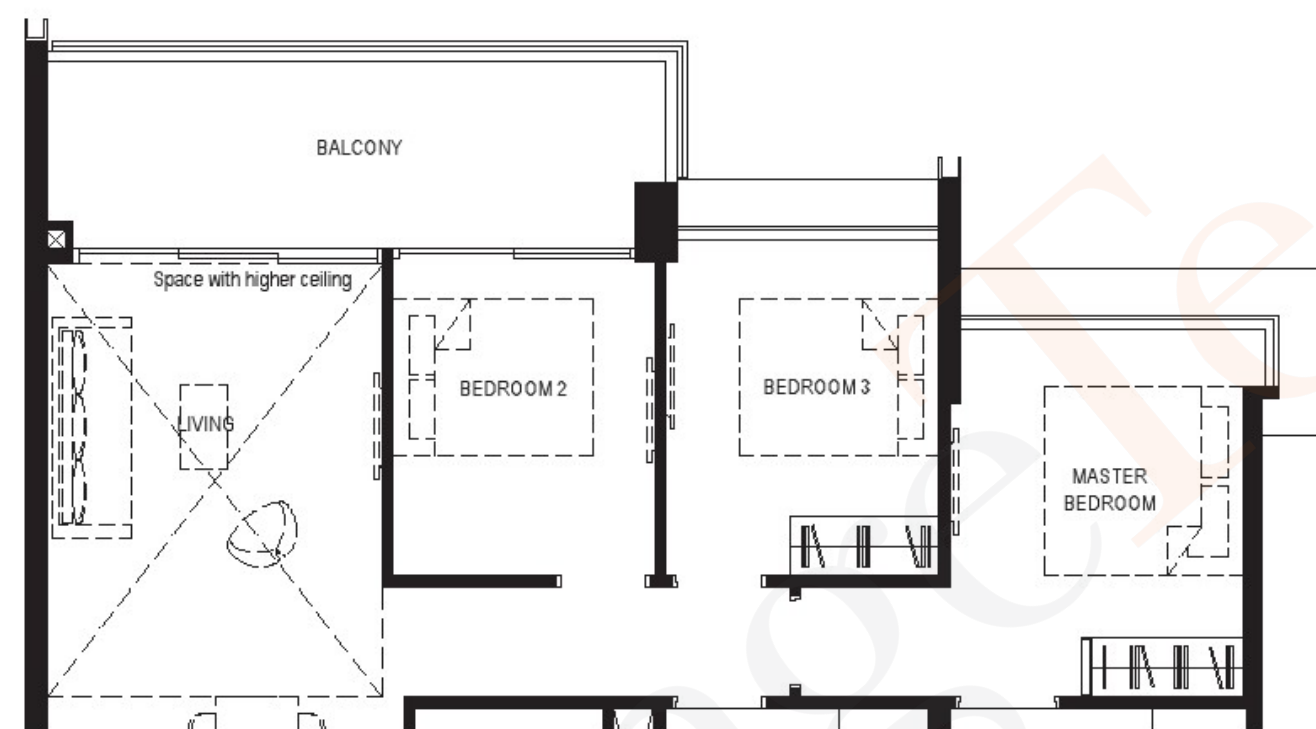
Previous



Next

3 Bedroom Premium

NORMANTON Park 鑫悦府

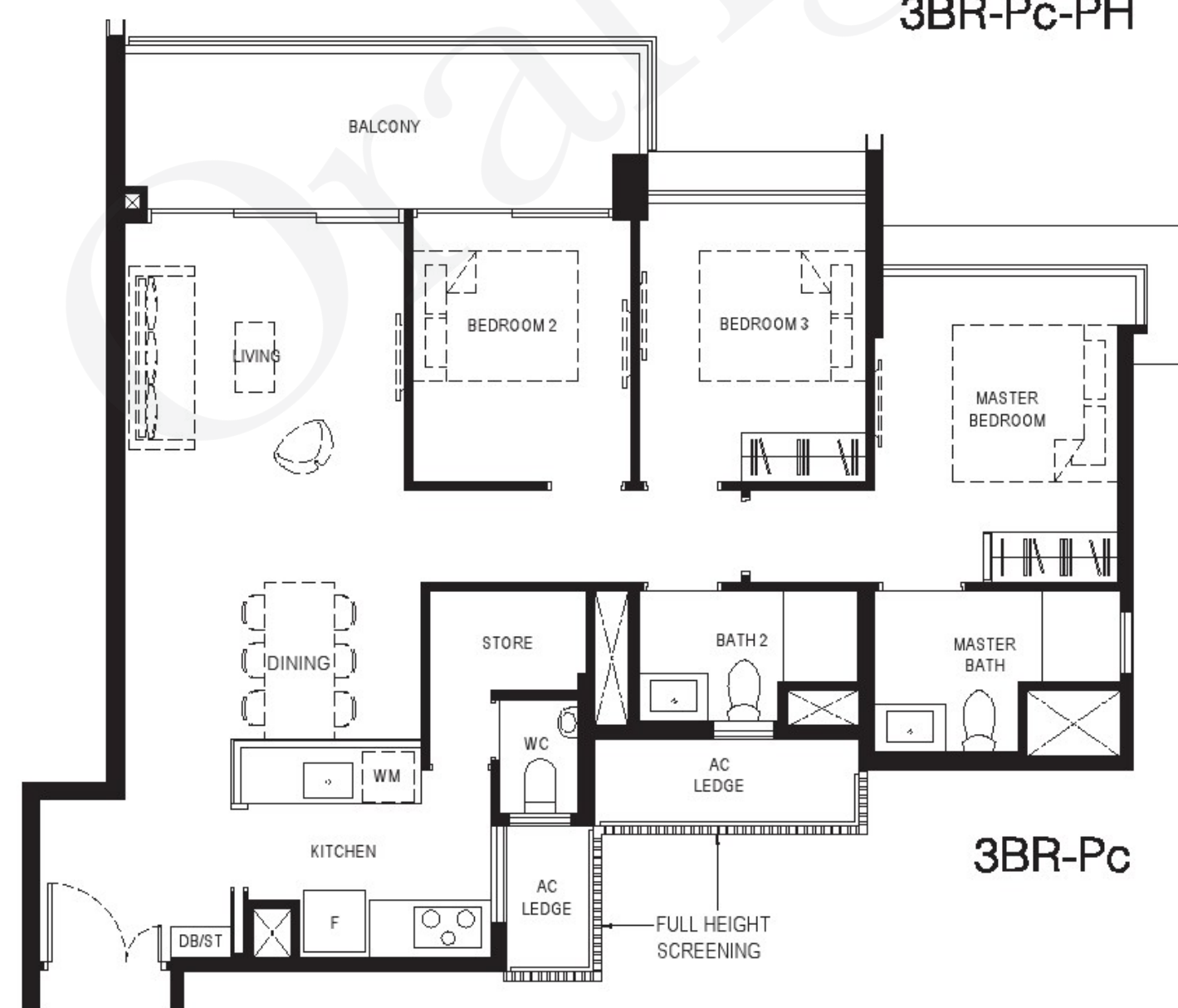


3BR-Pc-PH

Type:
3BR-Pc-PH

Area:
115 sq m

Unit(s):
#24-55
#24-64



3BR-Pc

Type:
3BR-Pc

Area:
99 sq m

Unit(s):
#02-55 to #23-55
#02-64 to #23-64

1 Bedroom

2 Bedroom

3 Bedroom

4 Bedroom

5 Bedroom

Terrace

Commercial

Main Page

OrangeTee.



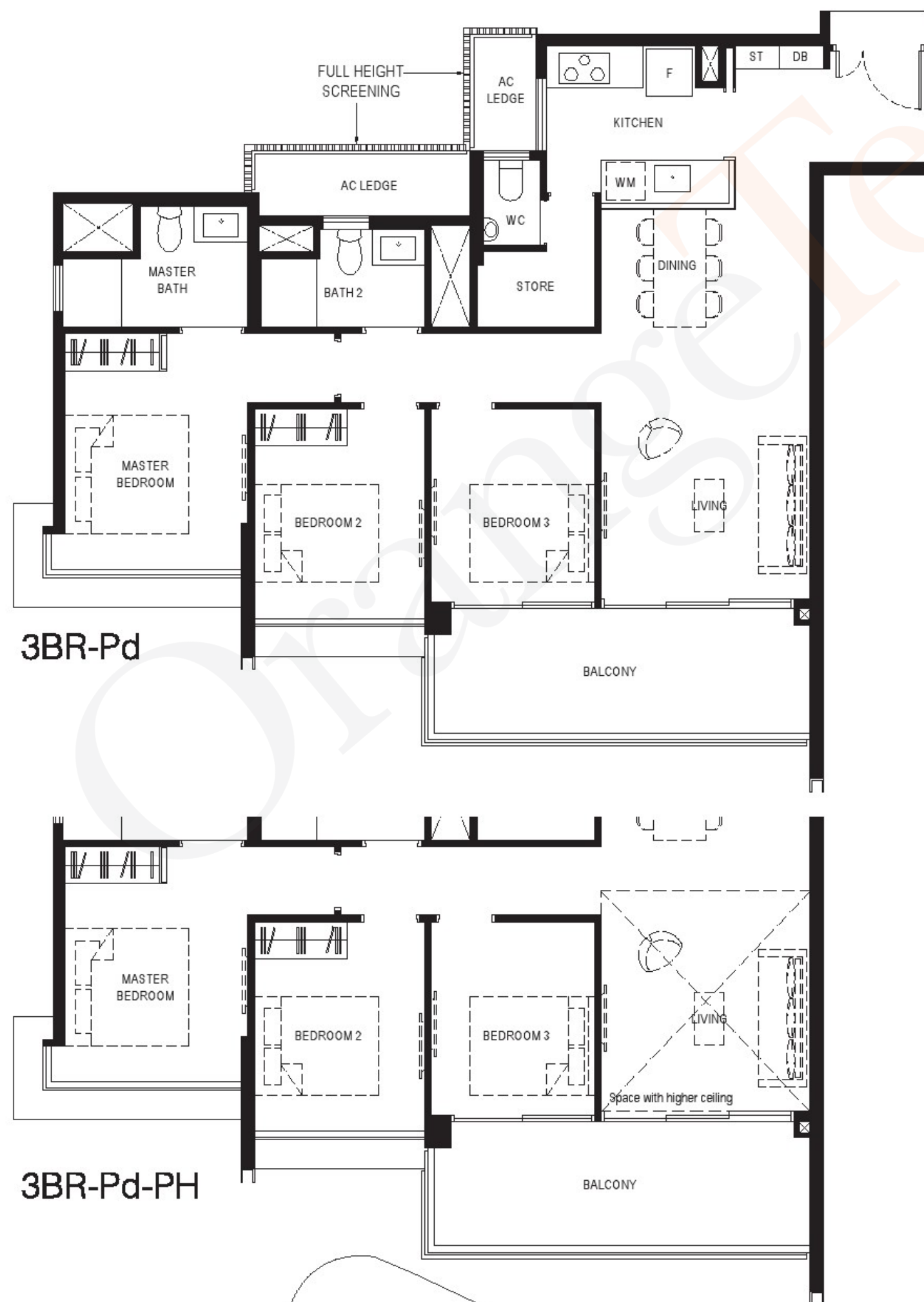
Previous



Next

3 Bedroom Premium

NORMANTON Park 鑫悦府



Type:
3BR-Pd

Area:
101 sq m

Unit(s):
#02-06 to #23-06

Type:
3BR-Pd-PH

Area:
114 sq m

Unit(s):
#24-06

1 Bedroom

2 Bedroom

3 Bedroom

4 Bedroom

5 Bedroom

Terrace

Commercial

Main Page

OrangeTee.



Previous



Next

3 Bedroom Premium

NORMANTON Park 鑫悦府



Type:
3BR-Pe

Area:
100 sq m

Unit(s):
#02-77 to #23-77

Type:
3BR-Pe-PH

Area:
114 sq m

Unit(s):
#24-77

1 Bedroom

2 Bedroom

3 Bedroom

4 Bedroom

5 Bedroom

Terrace

Commercial

Main Page

OrangeTee.



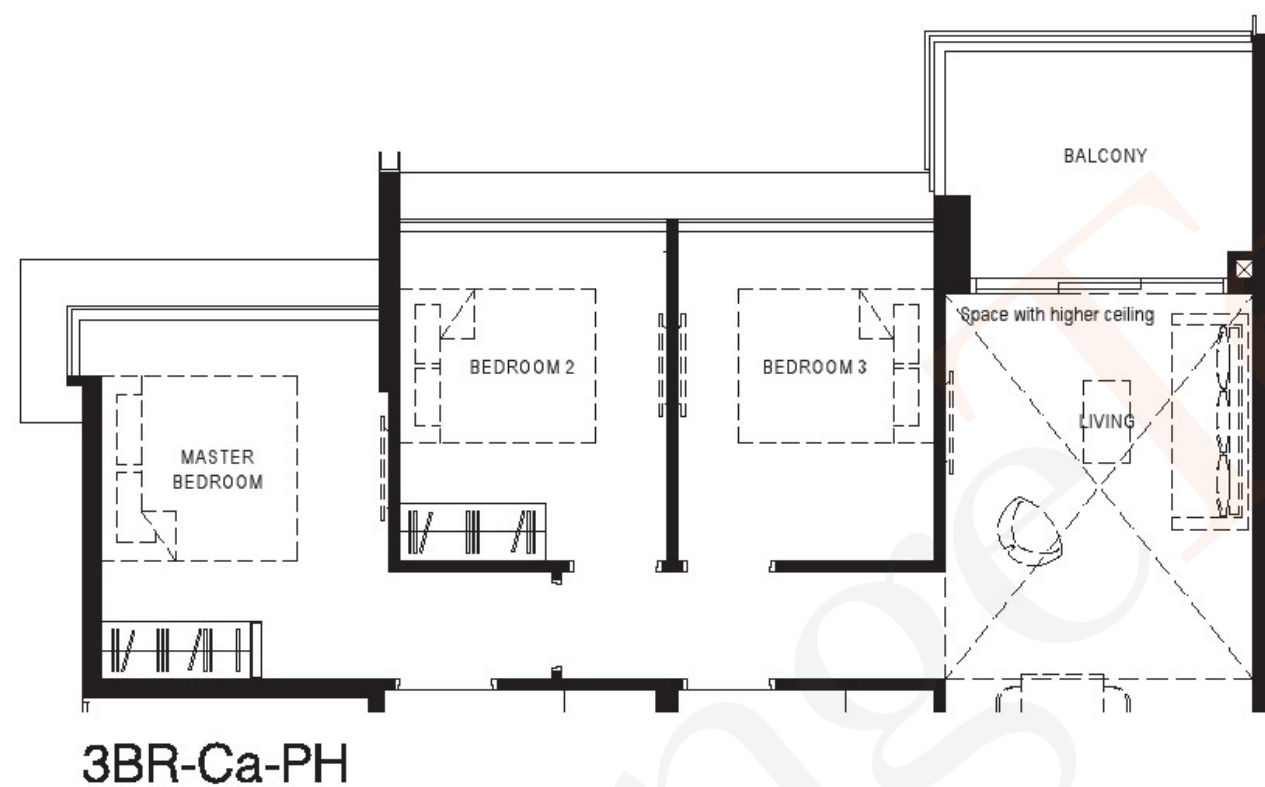
Previous



Next

3 Bedroom Compact

NORMANTON Park 鑫悦府



Type:
3BR-Ca-PH

Area:
103 sq m

Unit(s):
#24-15
#24-24
#24-33



Type:
3BR-Ca

Area:
90 sq m

Unit(s):
#02-15 to #23-15
#02-24 to #23-24
#02-33 to #23-33

1 Bedroom

2 Bedroom

3 Bedroom

4 Bedroom

5 Bedroom

Terrace

Commercial

Main Page

OrangeTee.



3 Bedroom Compact

NORMANTON Park 鑫悦府



Type:
3BR-Cb

Area:
87 sq m

Unit(s):
#02-14 to #23-14
#02-23 to #23-23
#02-32 to #23-32
#02-59 to #23-59

Type:
3BR-Cb-PH

Area:
99 sq m

Unit(s):
#24-14
#24-23
#24-32
#24-59

1 Bedroom

2 Bedroom

3 Bedroom

4 Bedroom

5 Bedroom

Terrace

Commercial

Main Page

OrangeTee®



Previous



Next

3 Bedroom Compact

NORMANTON Park 鑫悦府



Type:
3BR-Cc

Area:
87 sq m

Unit(s):
#02-11 to #23-11
#02-74 to #23-74

Type:
3BR-Cc-PH

Area:
98 sq m

Unit(s):
#24-11
#24-74

1 Bedroom

2 Bedroom

3 Bedroom

4 Bedroom

5 Bedroom

Terrace

Commercial

Main Page

OrangeTee®



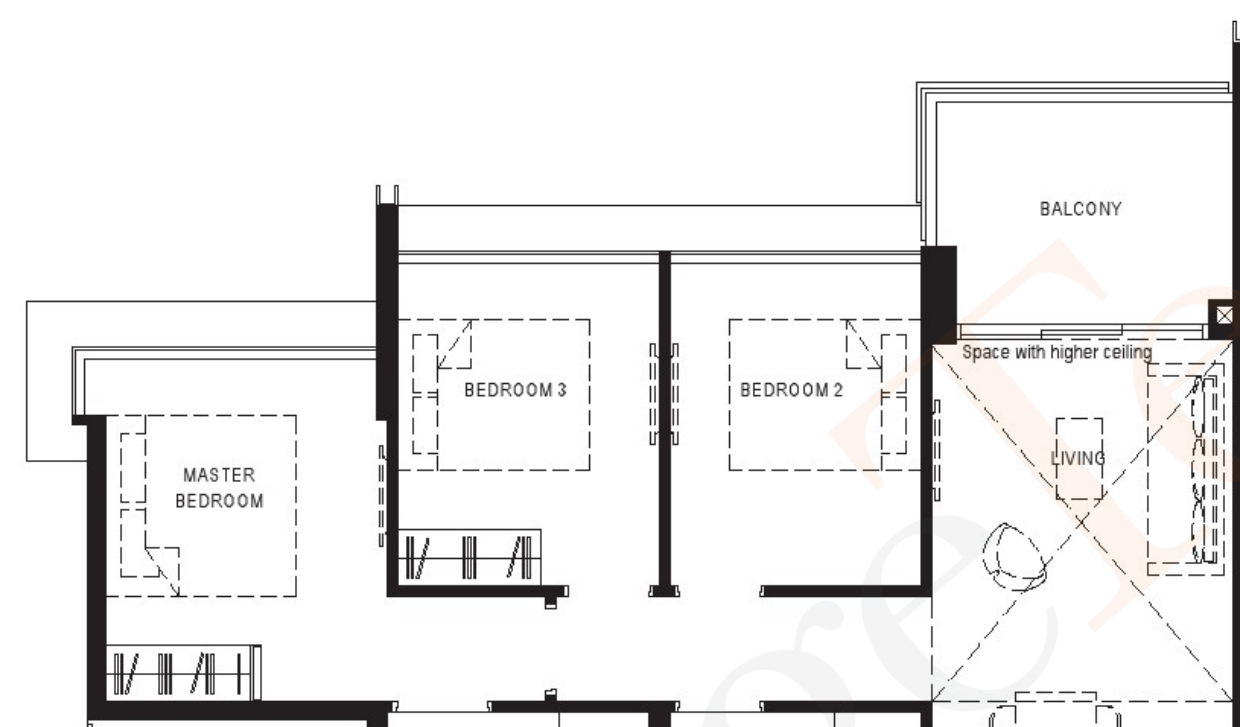
Previous



Next

3 Bedroom Compact

NORMANTON Park 鑫悦府



Type:
3BR-Cd-PH

Area:
101 sq m

Unit(s):
#24-51

3BR-Cd-PH



Type:
3BR-Cd

Area:
89 sq m

Unit(s):
#02-51 to #23-51

3BR-Cd

1 Bedroom

2 Bedroom

3 Bedroom

4 Bedroom

5 Bedroom

Terrace

Commercial

Main Page

OrangeTee®



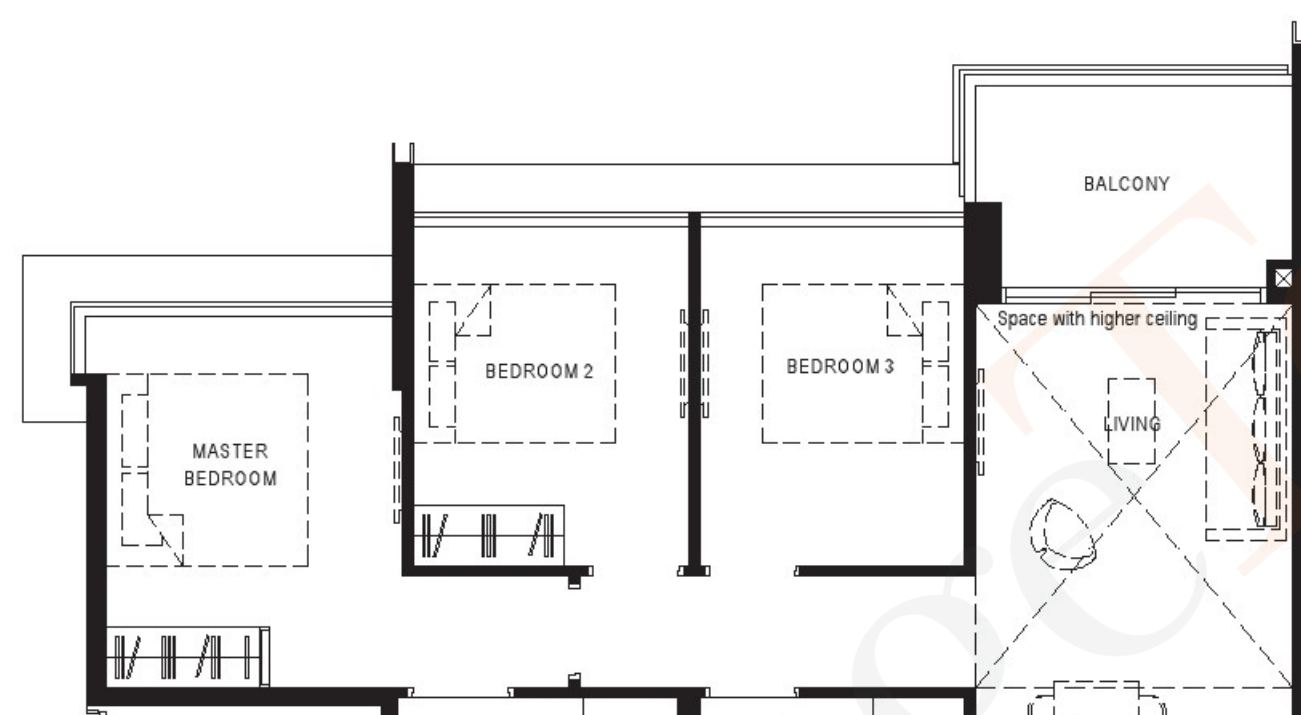
Previous



Next

3 Bedroom Compact

NORMANTON Park 鑫悦府

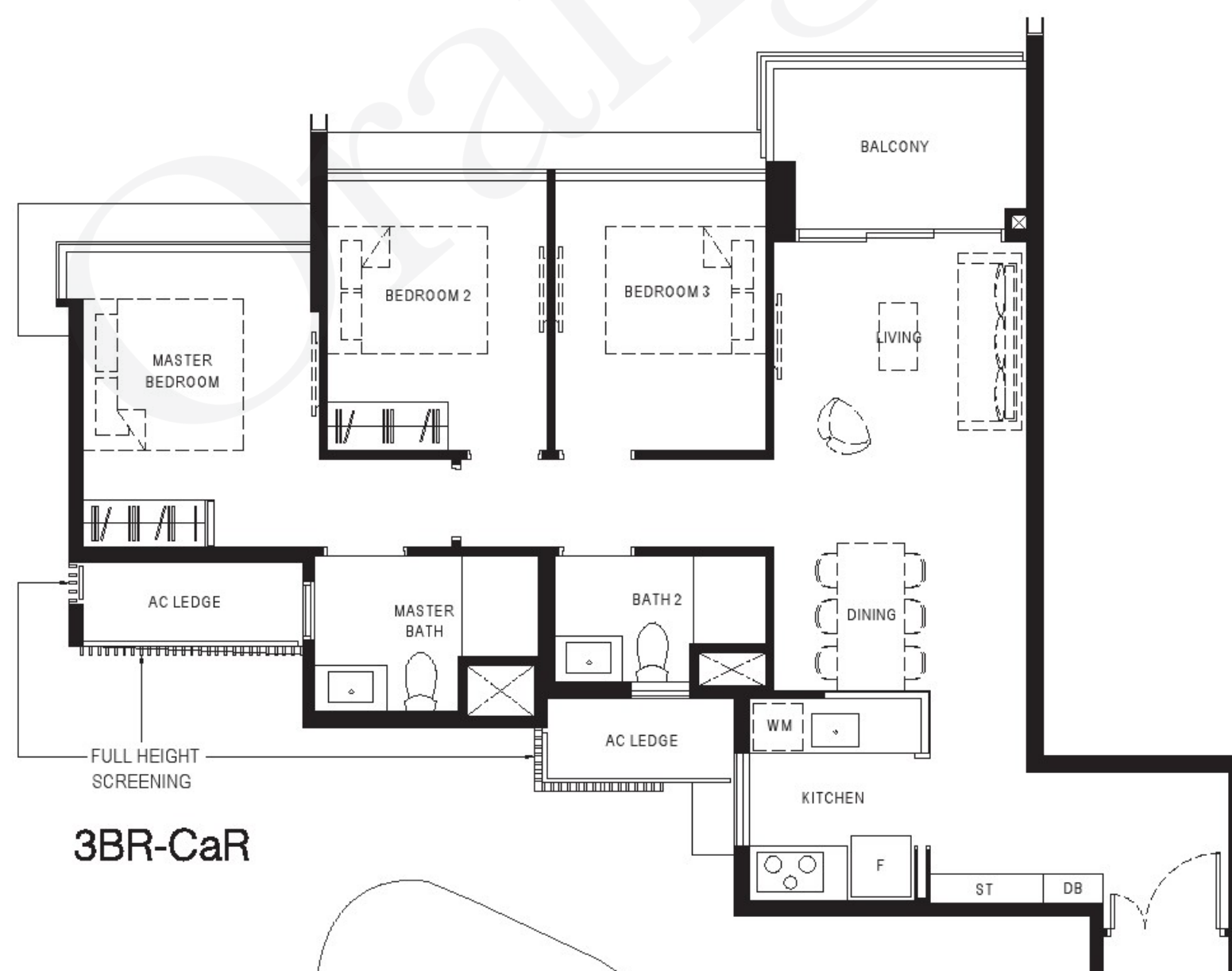


Type:
3BR-CaR-PH

Area:
100 sq m

Unit(s):
#24-69
#24-78

3BR-CaR-PH



Type:
3BR-CaR

Area:
88 sq m

Unit(s):
#02-69 to #23-69
#02-78 to #23-78

3BR-CaR

1 Bedroom

2 Bedroom

3 Bedroom

4 Bedroom

5 Bedroom

Terrace

Commercial

Main Page

OrangeTee.



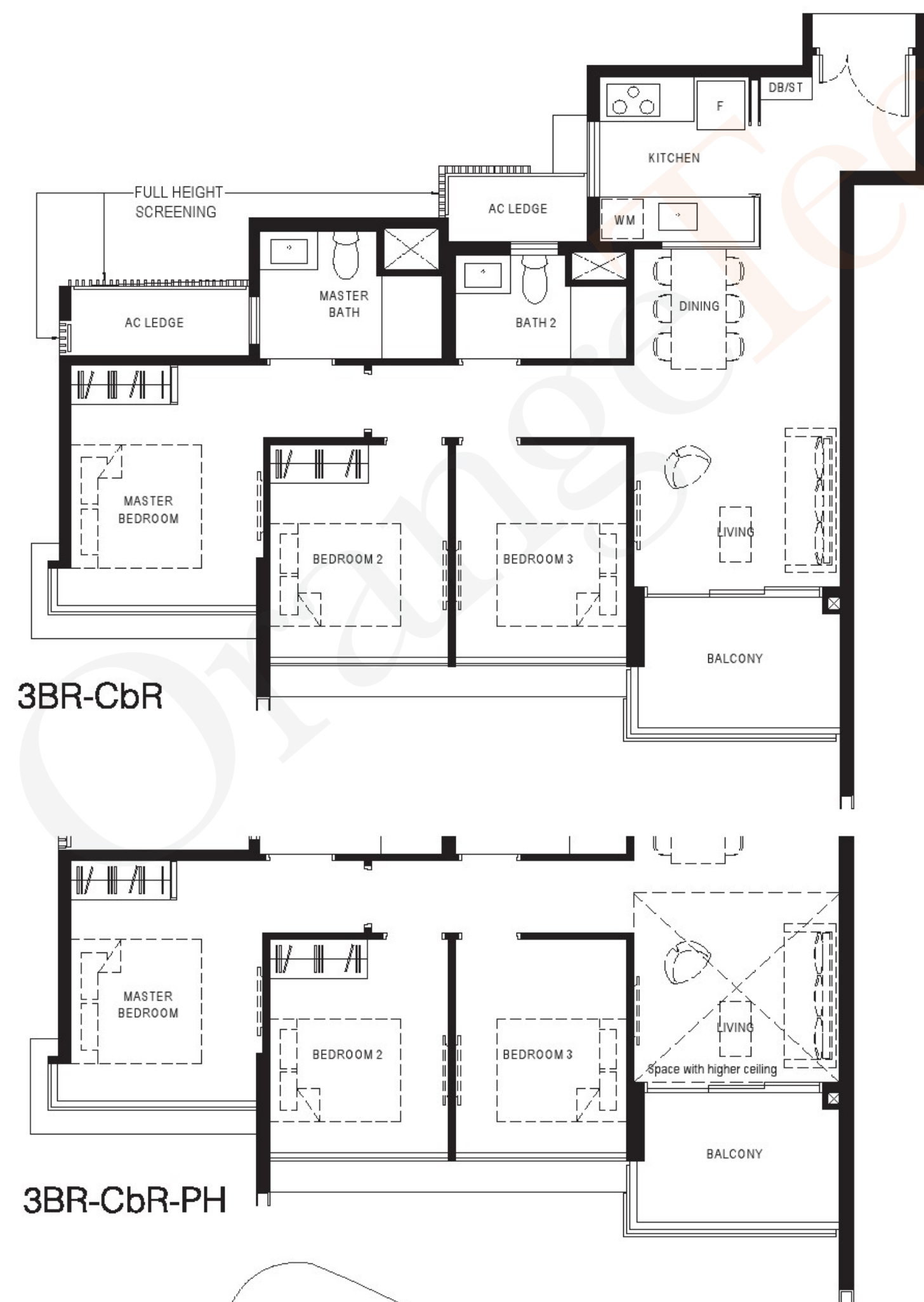
Previous



Next

3 Bedroom Compact

NORMANTON Park 鑫悦府



Type:
3BR-CbR

Area:
84 sq m

Unit(s):
#02-68 to #23-68

Type:
3BR-CbR-PH

Area:
95 sq m

Unit(s):
#24-68

1 Bedroom

2 Bedroom

3 Bedroom

4 Bedroom

5 Bedroom

Terrace

Commercial

Main Page

OrangeTee.



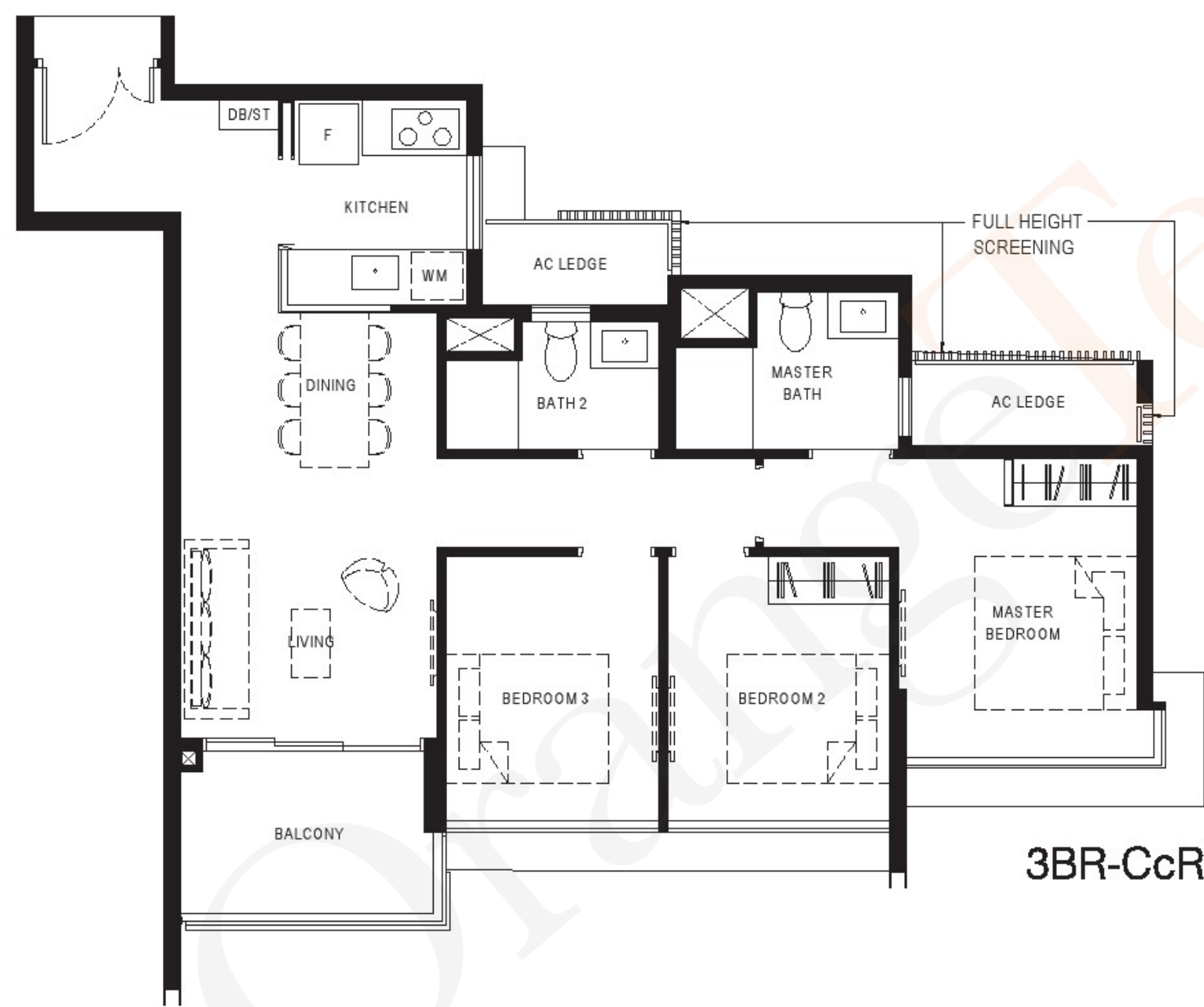
Previous



Next

3 Bedroom Compact

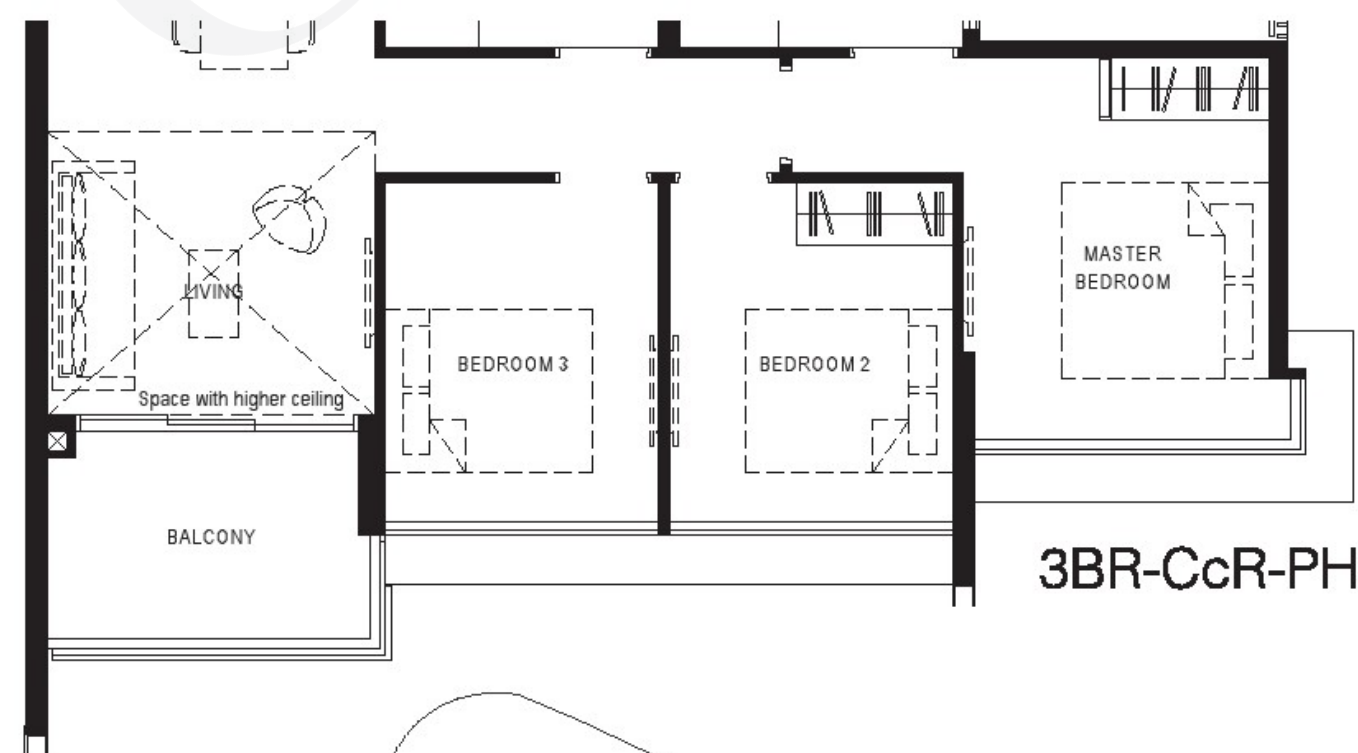
NORMANTON Park 鑫悦府



Type:
3BR-CcR

Area:
85 sq m

Unit(s):
#02-65 to #23-65



Type:
3BR-CcR-PH

Area:
95 sq m

Unit(s):
#24-65

1 Bedroom

2 Bedroom

3 Bedroom

4 Bedroom

5 Bedroom

Terrace

Commercial

Main Page

OrangeTee.



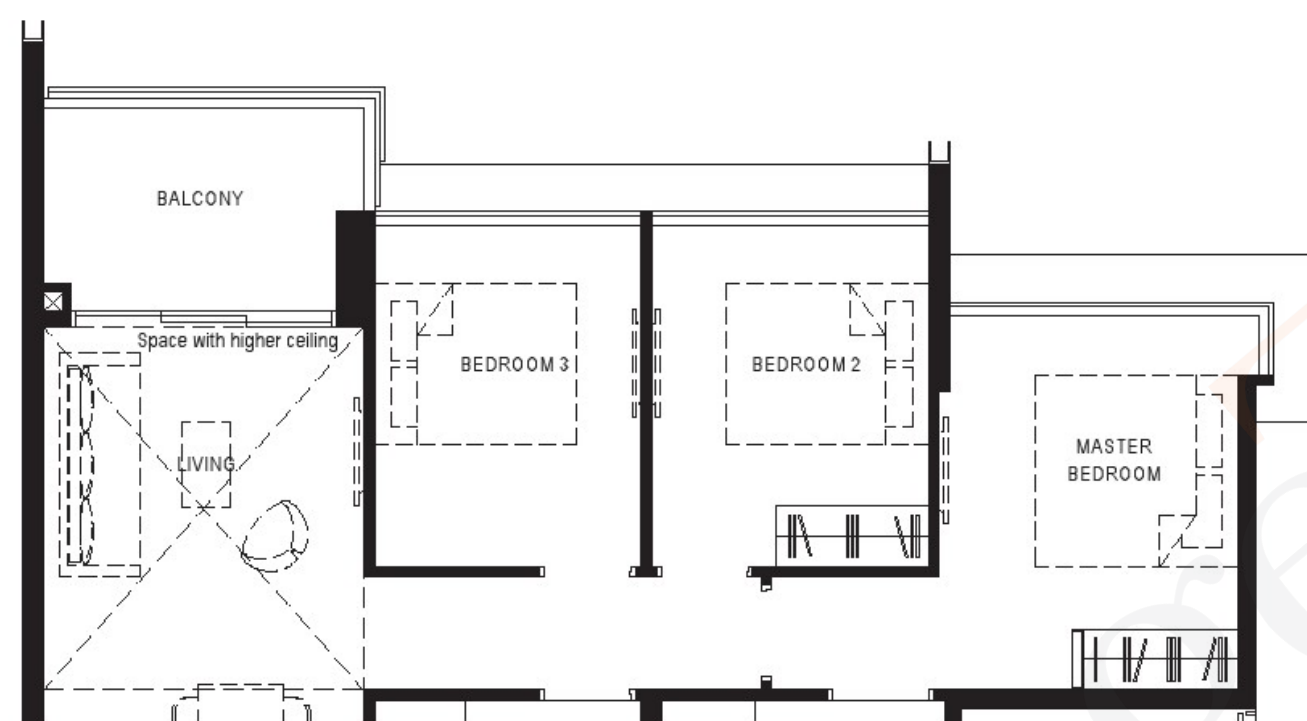
Previous



Next

3 Bedroom Compact

NORMANTON Park 鑫悦府



Type:
3BR-CaRR-PH

Area:
96 sq m

Unit(s):
#24-73

3BR-CaRR-PH



Type:
3BR-CaRR

Area:
85 sq m

Unit(s):
#02-73 to #23-73

3BR-CaRR

1 Bedroom

2 Bedroom

3 Bedroom

4 Bedroom

5 Bedroom

Terrace

Commercial

Main Page

OrangeTee®



Previous



Next

4 Bedroom Compact + Study

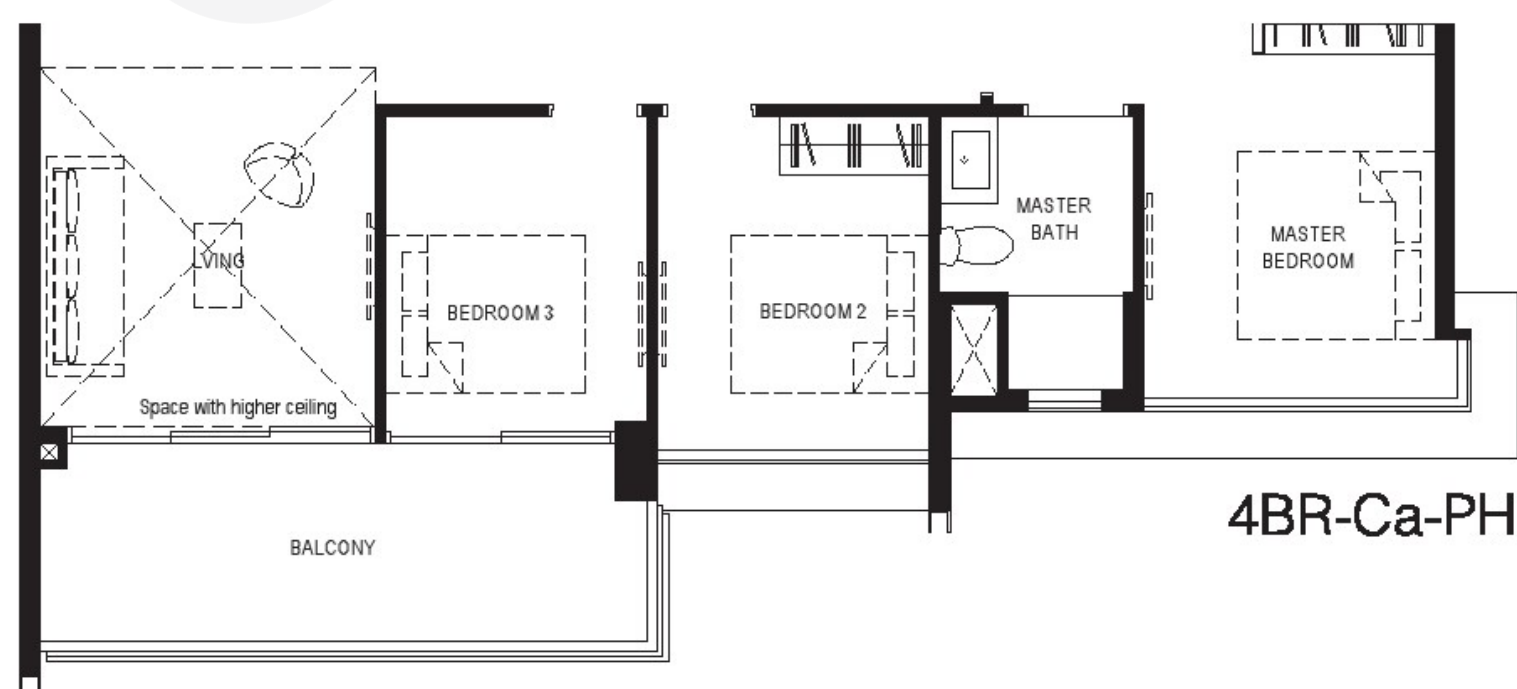
NORMANTON Park 鑫悦府



Type:
4BR-Ca

Area:
111 sq m

Unit(s):
#02-56 to #23-56



Type:
4BR-Ca-PH

Area:
125 sq m

Unit(s):
#24-56

1 Bedroom

2 Bedroom

3 Bedroom

4 Bedroom

5 Bedroom

Terrace

Commercial

Main Page

OrangeTee.



Previous



Next

4 Bedroom Premium

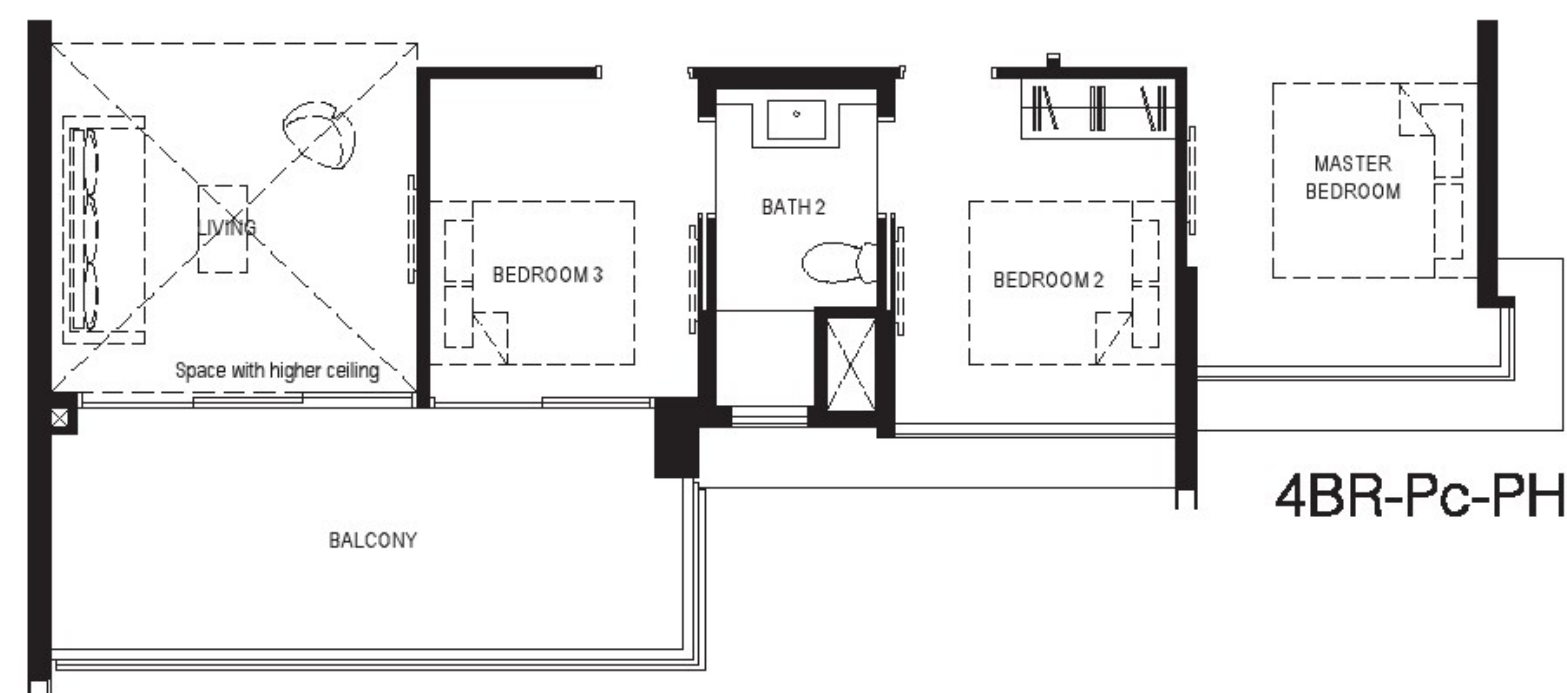
NORMANTON Park 鑫悦府



Type:
4BR-Pc

Area:
122 sq m

Unit(s):
#02-03 to #23-03



Type:
4BR-Pc-PH

Area:
135 sq m

Unit(s):
#24-03

1 Bedroom

2 Bedroom

3 Bedroom

4 Bedroom

5 Bedroom

Terrace

Commercial

Main Page

OrangeTee.



Previous



Next

4 Bedroom Premium

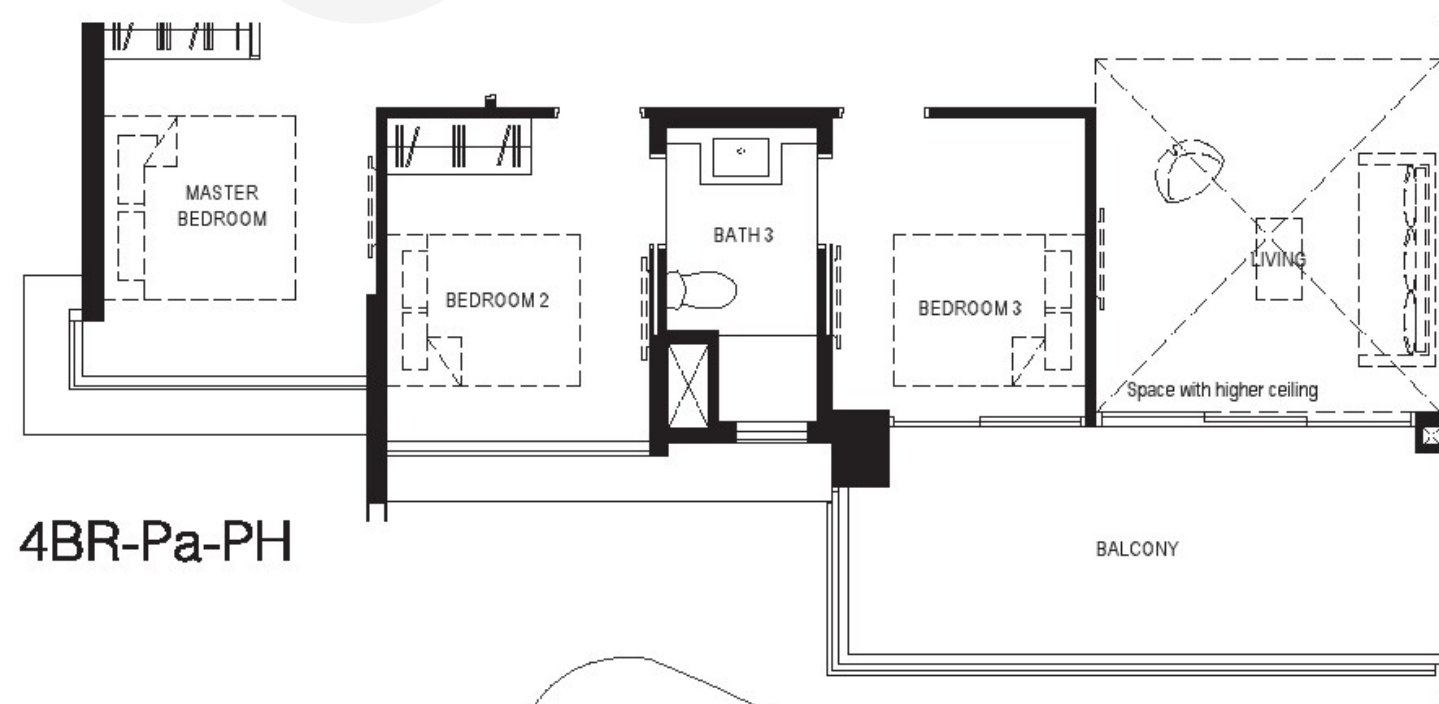
NORMANTON Park 鑫悦府



Type:
4BR-Pa

Area:
122 sq m

Unit(s):
#02-41 to #23-41
#02-50 to #23-50



Type:
4BR-Pa-PH

Area:
137 sq m

Unit(s):
#24-41
#24-50

1 Bedroom

2 Bedroom

3 Bedroom

4 Bedroom

5 Bedroom

Terrace

Commercial

Main Page

OrangeTee.



Previous



Next

4 Bedroom Premium

NORMANTON Park 鑫悦府



Type:
4BR-Pb-PH

Area:
139 sq m

Unit(s):
#24-42

4BR-Pb-PH



Type:
4BR-Pb

Area:
124 sq m

Unit(s):
#02-42 to #23-42

4BR-Pb

1 Bedroom

2 Bedroom

3 Bedroom

4 Bedroom

5 Bedroom

Terrace

Commercial

Main Page

OrangeTee.



Previous



Next

5 Bedroom

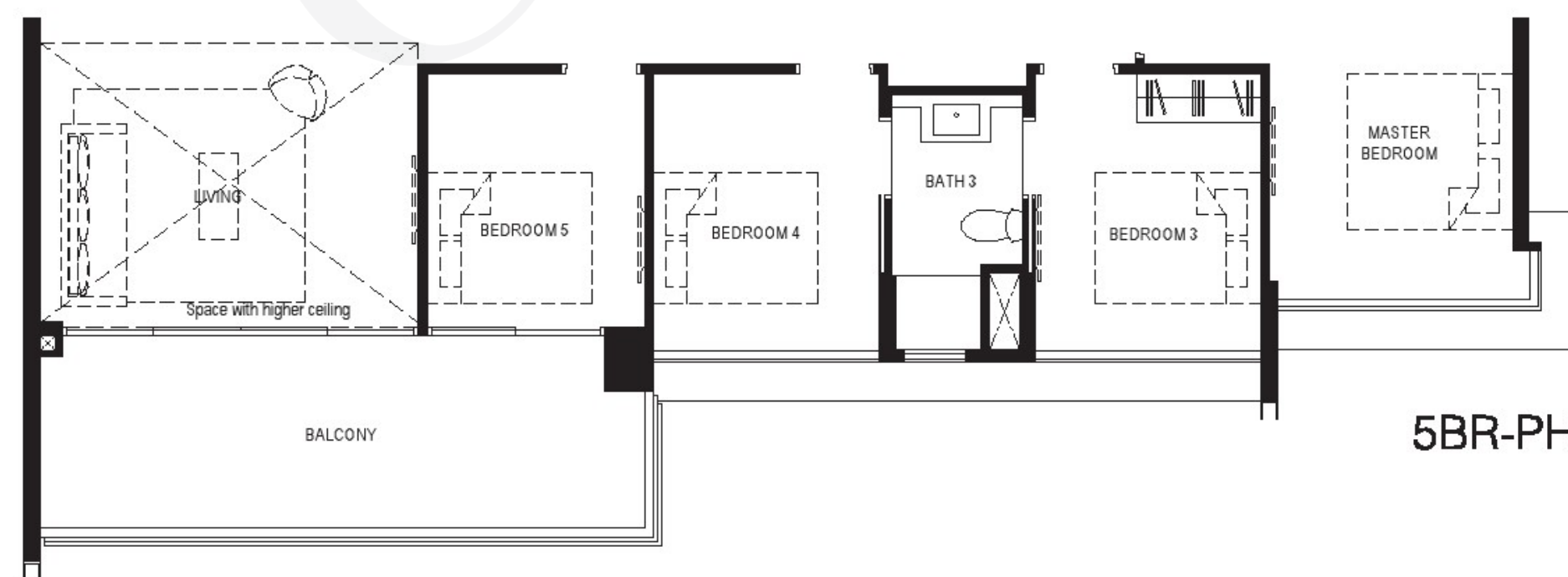
NORMANTON Park 鑫悦府



Type:
5BR

Area:
150 sq m

Unit(s):
#02-38 to #23-38
#02-47 to #23-47



Type:
5BR-PH

Area:
167 sq m

Unit(s):
#24-38
#24-47

1 Bedroom

2 Bedroom

3 Bedroom

4 Bedroom

5 Bedroom

Terrace

Commercial

Main Page

OrangeTee.



Previous



Next

T Terrace House

NORMANTON *Park* 鑫悦府

196 sq m #01, #03, #05, #07, #09, #11



Basement 1

1st Storey

2nd Storey

Upper Roof

1 Bedroom

2 Bedroom

3 Bedroom

4 Bedroom

5 Bedroom

Terrace

Commercial

Main Page

OrangeTee®



Previous



Next

T Terrace House

NORMANTON Park 鑫悦府

196 sq m #13, #15, #17, #19, #21, #23, #25, #27,
#29, #31, #33, #35, #37, #39, #41, #43



Basement 1

1st Storey

2nd Storey

Upper Roof

1 Bedroom

2 Bedroom

3 Bedroom

4 Bedroom

5 Bedroom

Terrace

Commercial

Main Page

OrangeTee®

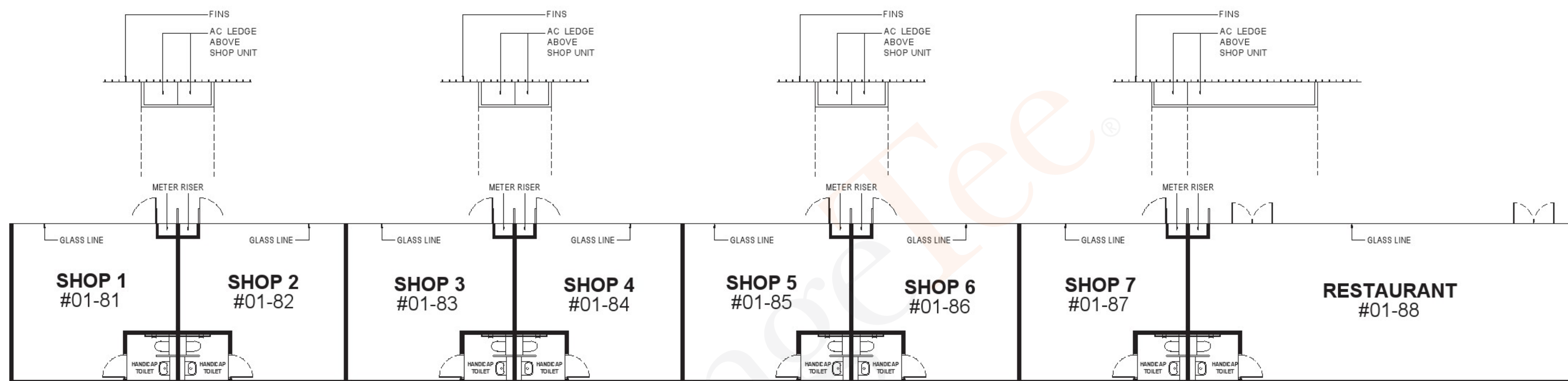


Previous

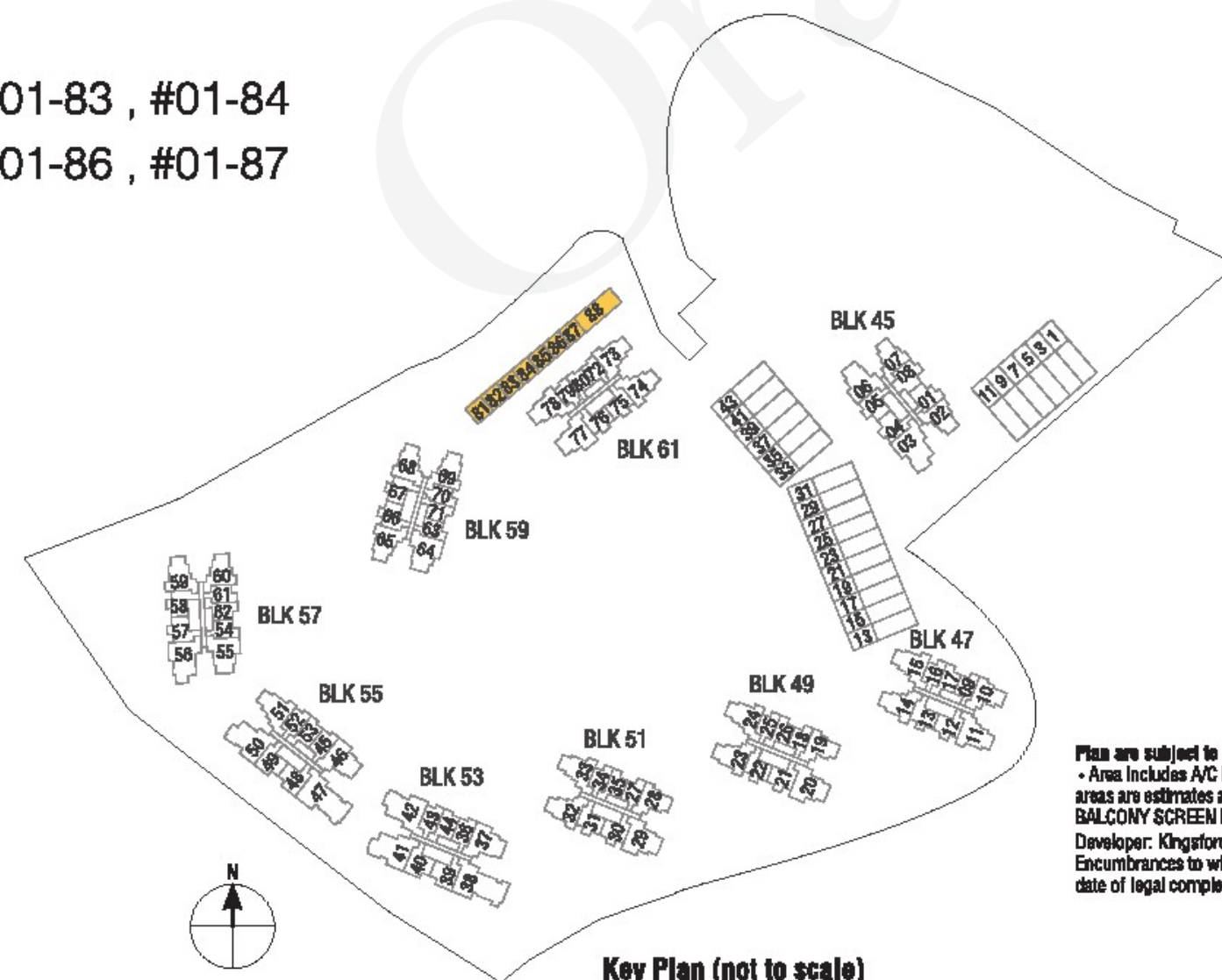
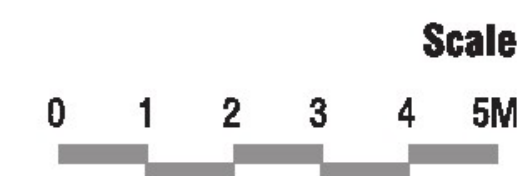


Next

Commercial



- 43 sq m #01-81
- 44 sq m #01-82 , #01-83 , #01-84
#01-85 , #01-86 , #01-87
- 104 sq m #01-88



Plans are subject to change amendments as may be required and/or approved by the Developer and/or the relevant authorities and do not form part of any offer or contract. These are not drawn to scale and are for the purpose of visual presentation only. Area includes A/C ledge, Balcony, PES and void (Where applicable). Orientation and facing will differ depending on unit of choice, please refer to the key plan. All plans are not to scale and are subject to changes as may be required by relevant authorities. Areas are estimates and are subject to final survey. Visual screens are subject to authority site confirmation. The balcony shall not be enclosed. Only approved balcony screens are to be used. For an illustration of the approved balcony screen, please refer to APPF BALCONY SCREEN DESIGN page of sales brochure.
Developer: Kingstford Huray Development Pte Ltd (UEN: 201714101W) • Housing Developer Licence No: C1315 • Lot/Mukim No: Lots 1960T & 5187X MK 3 Normanton Park (Queenstown Planning Area) • Tenure of land: 99 years commencing from 22 July 2020 • Encumbrances to which the land is subject: Mortgage in favour of United Overseas Bank Limited (IF/291891J & IF/291816L) • Building Plan No: A1805-00003-2017-BP03 dated 13 January 2020 • Expected date of vacant possession: 31 December 2023 • Expected date of legal completion: 30 December 2026

1 Bedroom

2 Bedroom

3 Bedroom

4 Bedroom

5 Bedroom

Terrace

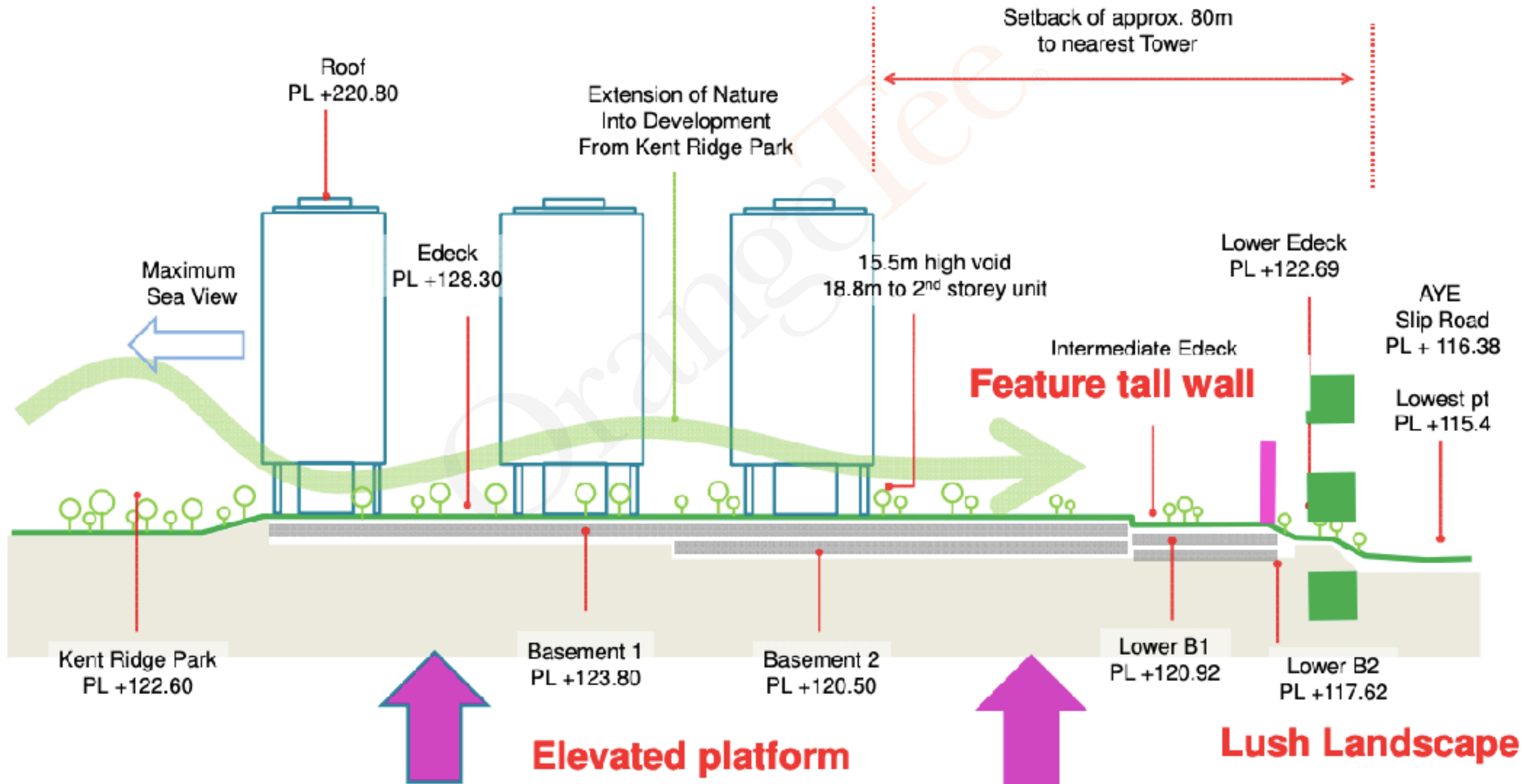
Commercial

Main Page

OrangeTee.



CROSS SECTION OF DEVELOPMENT



[Main Page](#)

[Interactive Floor Plans](#)

[Drone Views](#)

[Cross Section of Development](#)

[Building Distance](#)

OrangeTee.

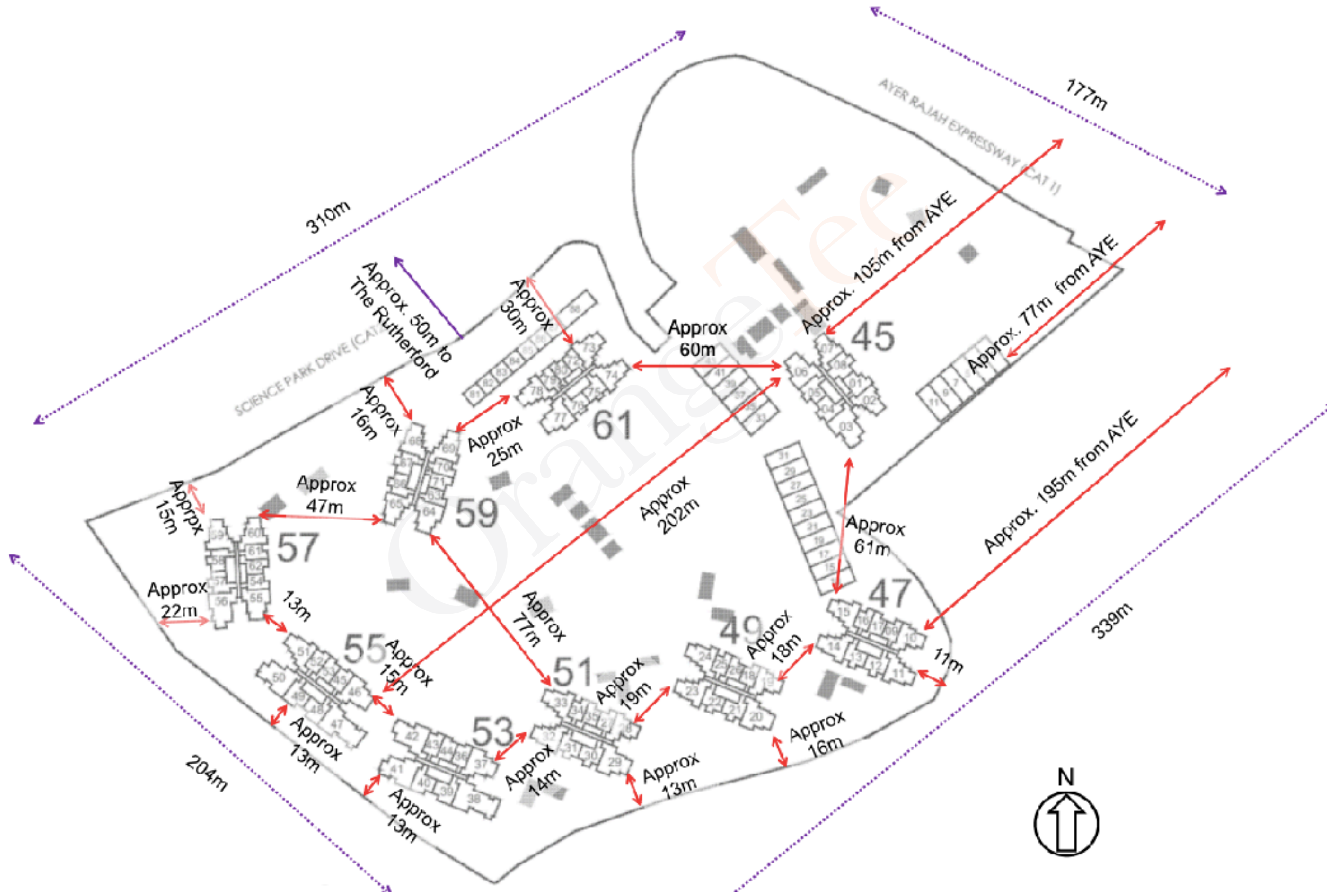


Previous



Next

BUILDING DISTANCE



Main Page

Interactive Floor Plans

Drone Views

Cross Section of Development

Building Distance

OrangeTee.



Previous



Next

DRONE VIEWS

Click on arrow to see view and unit mix



- 29 Japanese Pavilion
- 30 Cove Pavilion
- 31 Western Pavilion
- 32 Feature Courtyard
- 33 Central Courtyard
- 34 Function Rooms
- 35 The Bridge
- 36 Rejuvenating Pavilion
- VITALITY**
- 37 Gym
- 38 Outdoor Table Tennis
- 39 Executive Pool Deck
- 40 Tennis Court
- 41 Botanical Outdoor Fitness
- 42 Outdoor IPPT Station
- 43 Fitness Pavilion
- 44 Kid's Water Play

- 50 Aqua Gym
- 51 Lap Pool Deck
- 52 Therapy Pool
- 53 Infinity Deck
- 54 Adventure Playground
- 55 Outdoor Trampoline
- 56 Poolside Deck
- 57 Yoga Lawn
- 58 Putting Green
- 59 150m Pool Deck
- 60 150m Pool
- 61 Poolside Pavilion
- 62 Pool Stream

- 76 Vertical Forest
- 77 Tropical Pool
- 78 Tropical Forest Walk
- 79 Botanical Lawn
- 80 Hammock Garden
- 81 Amazon Island
- 82 Tropical Pavilion
- 83 Palm Grove
- 84 Lake Corridor
- 85 Amazon Lawn
- 86 Amazon Valley
- 87 Maze Garden
- 88 Forest Trail
- 89 Spice Garden
- 90 Bamboo Grove
- 91 Island Pavilion
- 92 Forest Pavilion

- Others**
- A Guard House / Guard Post
 - B Pedestrian Side Gate
 - C Electrical Substation
 - D Bin Centre
 - H Primary Entrance
 - I Temporary Secondary Entrance
 - J Future Secondary Entrance
 - K Shop

Main Page

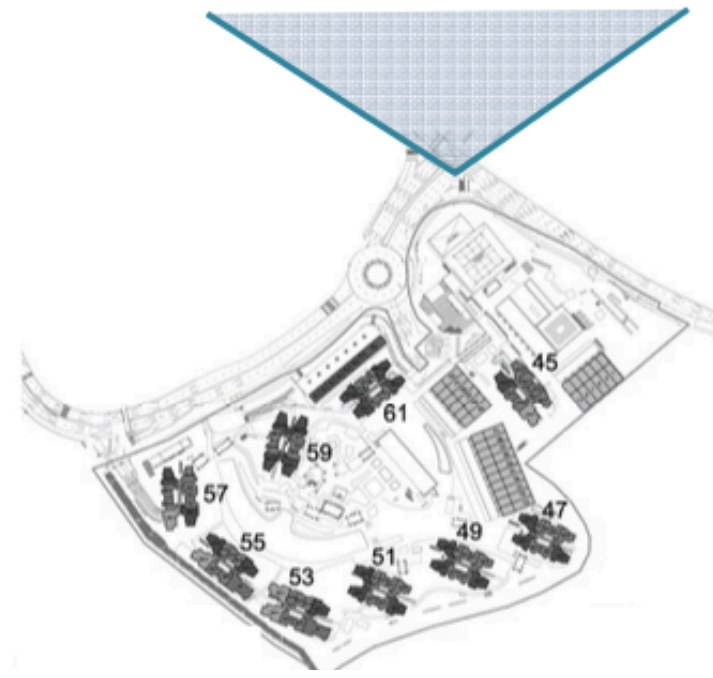
Interactive Floor Plans

Drone Views

Cross Section of Development

Building Distance

NORTH FACING VIEWS (CITY)



Main Page

Interactive Floor Plans

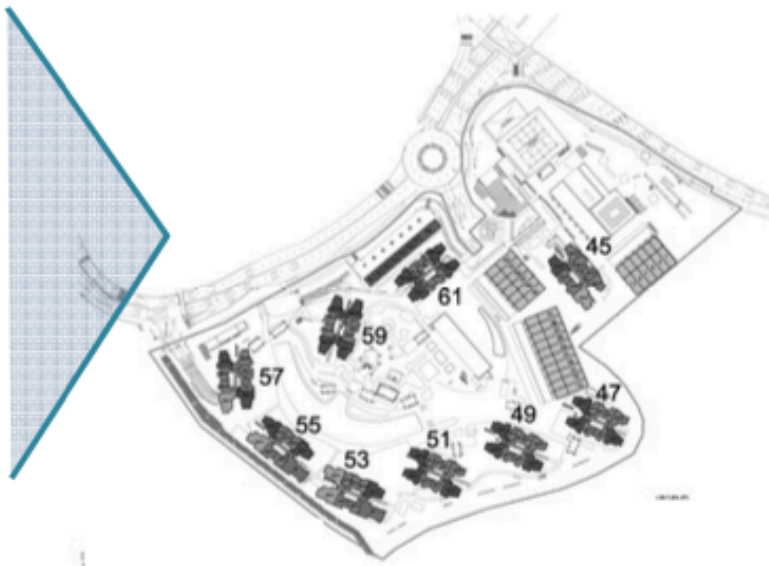
Drone Views

Cross Section of Development

Building Distance

TYPE	STACK	NO. OF STACK	PRICE FROM
1 Bedroom	09, 16, 17, 18, 25, 26, 27, 34, 35	9	
1 Bedroom + Study	36, 43, 44, 45, 52, 53	6	
2 Bedroom Premium	01, 02, 07, 08	4	
2 Bedroom + Study	10, 19, 28	3	
3 Bedroom Compact	15, 24, 33, 51	4	
3 Bedroom Premium	37, 46	2	
4 Bedroom Premium	42	1	

WEST FACING VIEWS (SCIENCE PARK)



Main Page

Interactive Floor Plans

Drone Views

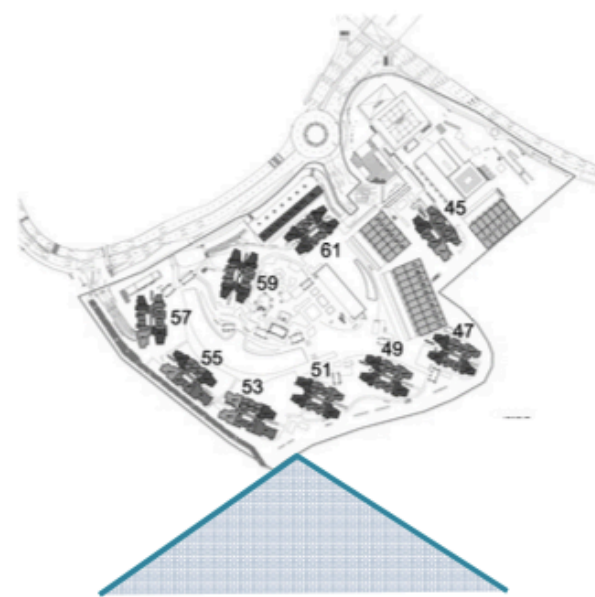
Cross Section of Development

Building Distance

TYPE	STACK	NO OF STACKS	PRICE FROM
1 Bedroom	72, 79, 80,	3	
2 Bedroom Compact	57, 58, 66, 67	4	
3 Bedroom Compact	59, 65, 68, 73, 78	5	
4 Bedroom Compact + Study	56	1	

OrangeTee®

SOUTH FACING VIEWS (SEA)



Main Page

Interactive Floor Plans

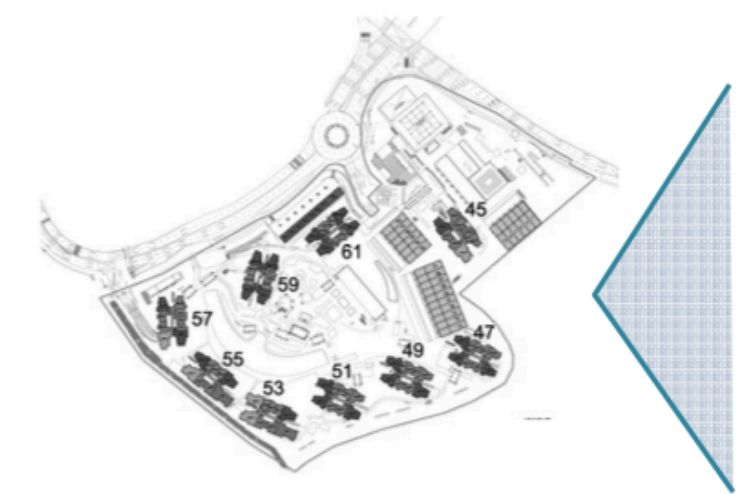
Drone Views

Cross Section of Development

Building Distance

TYPE	STACK	NO OF STACKS	PRICE FROM
2 Bedroom Compact	12, 13, 21, 22, 30, 31	6	
2 Bedroom Premium	04, 05, 39, 40, 48, 49	6	
3 Bedroom Compact	11, 14, 23, 32	4	
3 Bedroom Premium	06, 20, 29	3	
4 Bedroom Premium	03, 41, 50	3	
5 Bedroom	38, 47	2	

EAST FACING VIEWS (KENT RIDGE PARK)



[Main Page](#)

[Interactive Floor Plans](#)

[Drone Views](#)

[Cross Section of Development](#)

[Building Distance](#)

TYPE	STACK	NO OF STACKS	PRICE FROM
1 Bedroom	54, 61, 62, 63, 70, 71	6	
2 Bedroom Compact	75, 76	2	
2 Bedroom + Study	60	1	
3 Bedroom Compact	69, 74	2	
3 Bedroom Premium	55, 64, 77	3	